

Dress For Success:

First Impressions Matter



“You never get a second chance to make a first impression.”


Created & Adapted By Stacy Stewart

Community Engagement & Career
Development

Objectives

At the end of this presentation you will be able to ...

- Identify inappropriate interview apparel
- Identify appropriate interview apparel
- Understand that “fit” is key
- On a budget clothing resources



Why is your attire important?

- ▶ In an interview your attire plays a supporting role.
- ▶ Appropriate attire supports your image as a person who takes the interview process seriously and understands the nature of the industry in which you are trying to become employed.
- ▶ Your attire should be noticed as being appropriate and well-fitting, but it should not take center stage.



Why is your attire important?

- If you are primarily remembered for your interview attire, this is probably because you made an error in judgment!



- Even if you are aware that employees of an organization dress casually on the job, dress up for the interview unless you are specifically told otherwise by the employer.

Never confuse an interview or business function with a social event.



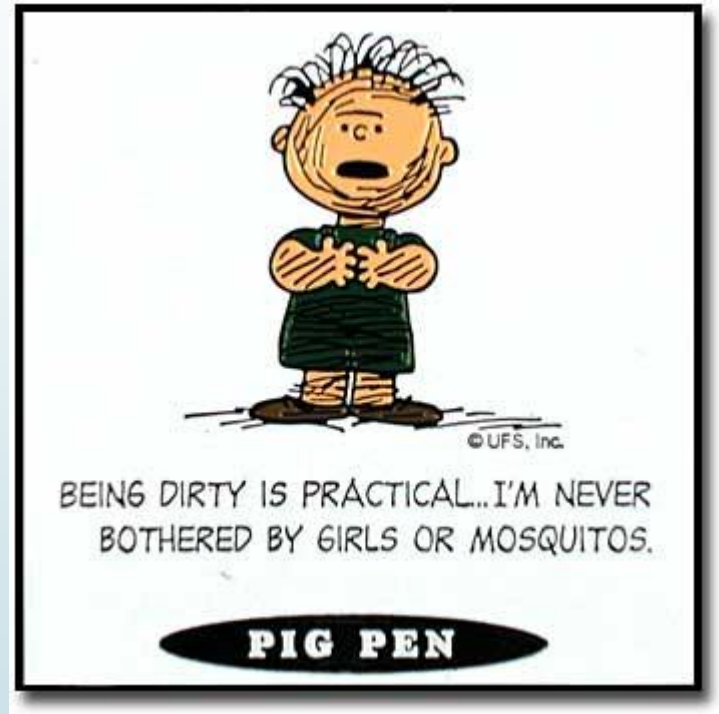
But what if the job is in a non-suit-wearing work environment?



Why Dress Up??

- Wearing a suit to the interview shows you take the interview seriously as a professional meeting. Dressing well is a compliment to the person(s) with whom you meet.
- If you think the industry in which you're interviewing would frown on a suit, or the interview will involve going to a work site where a suit would be inappropriate, look for advice through professional organizations, your professors who have been employed in that industry, and/or by asking the employer directly and politely.
- Even if you would or could wear jeans on the job, or the work environment is outdoors and very non-suit, wearing a suit to the interview shows you take the interview seriously as a professional meeting.

Hygiene: Bad hygiene can ruin the world's best outfit.



Be as clean as possible:

- **Always** shower the day of your interview.
- Wash your hands right before the interview:
 - It's likely that the first thing you'll do when you walk into the interview is shake hands.
- Have clean nails:
 - Show employers whether or not you pay keen attention to detail.
- Smell nice and subtle:
 - It's important to smell clean and fresh while not overwhelming your potential employer.
 - Don't smoke after getting dressed

Pay Attention to your Grooming:




Grooming

- Hair: Show up with clean, well-brushed hair so you look as put-together as possible.
- Facial hair should be well-groomed.
- Before your interview, check your shoulders for dandruff, especially if you're wearing a dark color.
- Have a fresh face:
 - Wear nice and subtle makeup.
- If you wear a hijab
 - Wear one that is neutral in color or one that goes with the color of your suit
 - Black, Brown, Navy are the most recommended colors, no patterns

Have the Right Amount of Accessories:

Accessories should be kept at an absolute minimum.




- Wear a belt: don't go beltless.
 - It should also match your shoes.
- A portfolio or briefcase: this shows you are ready for work.

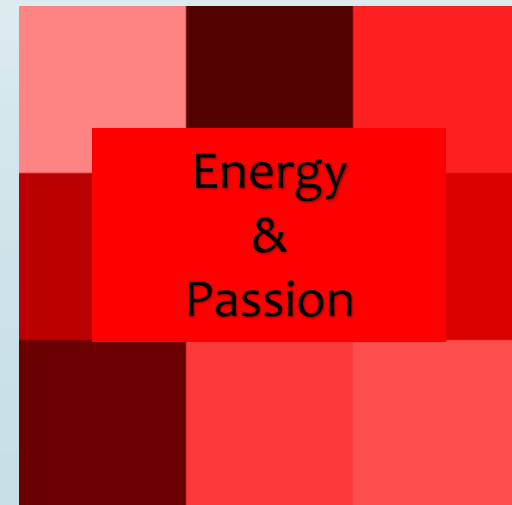
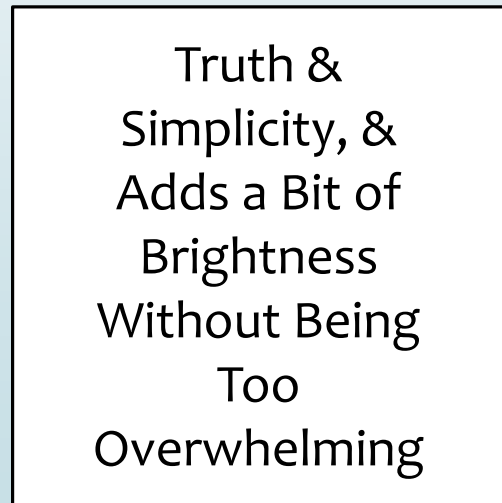
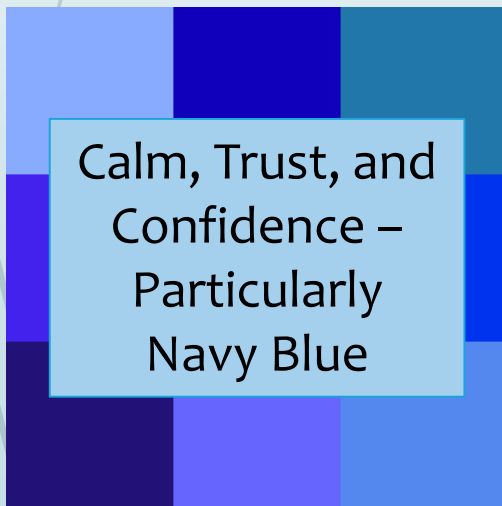
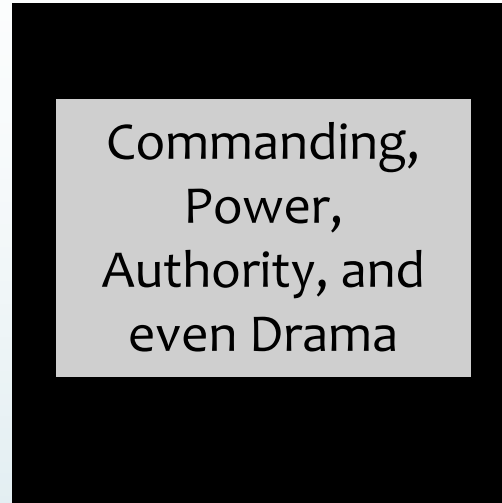


What Not to Bring to the Interview:

- Gum
- Cell phone
- Coffee or soda
- Backpack



Color Can Say A Lot About You:



Fit Can Make All the Difference

Dress for Respect



too big



too small

What is Too Casual??

- Flip-flops or sneakers
- Shorts
- Athletic Gear
- Jeans
- Lanyards
- Sunglasses
- Skirts that are too short
- Pants that are too low-rise or too tight
- Blouses that are too low-cut or too short



Business Casual

- Defined as being in between professional and casual dress, and it's important to know which jobs require business casual dress.

- Tips:

- Cotton, khaki or corduroy pants or skirt
- Cotton long-sleeved shirts
- Sweaters, sweater-vests or cardigans



If you're unsure about whether to dress business casual or professional, err on the side of caution and dress professionally.

Business Professional

► Examples of Professional Environment:

- Business, finance, or anything in a traditional office setting

► Professional attire includes:

- Solid color, conservative suit that fits well
- White or light pastel long sleeve shirt Tie
- Coordinated shirt or blouse, a splash of color is ok
- Dark socks, professional shoes
- Your skirt should cover your thighs when you are seated
- Moderate shoes & Belt should match
- **Details Count:** Everything should be clean and well pressed



Know how the people at the company dress--and then kick it up a notch. It's better to look overdressed than underdressed.

Skype Interviews



- Dress up for a Skype interview.
- Even if your interviewer doesn't mention it, he will be impressed if you look sharp for your chat.
- Even if they can't see your bottoms, wear nice pants or a skirt too, so you feel more formal (And just in case you stand-up).





\$\$Worried About Cost\$\$

Where to Shop on a Budget

- Goodwill
 - Most clothes, including suits are \$4.99
 - Designer brands can range from \$7.99 and up
- Salvation Army
- Thredup
 - Like a consignment store - but all online!
 - <http://www.thredup.com/>
- Sales racks
- Clothing from family & friends
 - Ask family/friends if they have any professional attire that you could borrow or have
 - Have a clothing swap with family/ friends
 - Trade your clothes with one another

References

- <http://www.career.vt.edu/JOBSEARC/interview/APPEARNC.html>
- <http://jobsearch.about.com/od/interviewattire/a/interviewnot.htm>
- <http://www.salisbury.edu/careerservices/Students/Interviews/Dress.html>
- <http://www.youtube.com/watch?v=alavHk9XIYk>
- <http://abcnews.go.com/video/playerIndex?id=7531015>
- <http://www.wikihow.com/Dress-to-Impress-at-Your-Interview>
- <http://theundercoverrecruiter.com/how-dress-your-job-interview/>