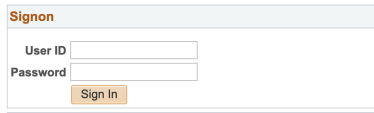


Description

A step-by-step guide for students to request a verification of enrollment in MaineStreet.

1. Log onto [MaineStreet](#) by using your student User ID and password (note: password is the same for the Portal and your university email).



Signon

User ID

Password

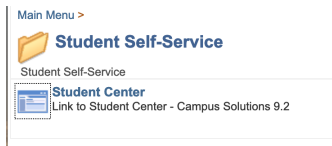
2. In the Menu select *Student Self-Service*



Menu

▶ Student Self-Service

3. Select Student Center



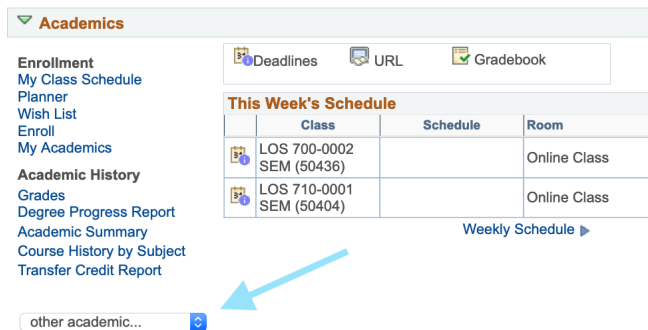
Main Menu >

Student Self-Service

Student Self-Service

Student Center
Link to Student Center - Campus Solutions 9.2

4. In your Student Center, under Academics, utilize the drop down box and select *Enrollment Verification*



Academics

Enrollment
My Class Schedule
Planner
Wish List
Enroll
My Academics

Academic History
Grades
Degree Progress Report
Academic Summary
Course History by Subject
Transfer Credit Report

Deadlines URL Gradebook

This Week's Schedule

	Class	Schedule	Room
	LOS 700-0002 SEM (50436)		Online Class
	LOS 710-0001 SEM (50404)		Online Class

Weekly Schedule ▶

other academic... ▼

5. In the next screen, answer the prompts required to process your Enrollment Verification.

Reference image below

Step 1: Select the option to print from browser or request your enrollment verification to be sent to you via mail.

Step 2: Select the academic institution that you would like the enrollment verification from.

Step 3: Identify what you would like to be included on the verification.

Step 4: Identify which semester you would like for your enrollment verification.

Step 5: Submit

[Help ?](#)

Request Enrollment Verification

Select Processing Options

1 Allow to Print from My Browser

2 Academic Institution University of Southern Maine

3 Include My Program and Plan
 Include My Earned Degrees
 Include My Term and Cum GPA

4 Select desired term or leave blank for all terms

Submit

5