


USM Lewiston-Auburn College

Bookable Space

For more information, contact Conference Services at 780-5960 or conferences@usm.maine.edu

Room Number	Configuration	Capacity	Photo
103	Tables seminar style	30	

105

Tables classroom style

30







107



Tables seminar style



12



108/109	Tables seminar style	40	 A photograph of a seminar room. The room features several long, light-colored wooden tables arranged in a U-shape. Each table is surrounded by grey plastic chairs. The room has a white floor, white walls, and a window with a curtain on the left wall. A clock is visible on the right wall.
110	Desks with separate chairs classroom style	25	 A photograph of a classroom. The room is filled with individual wooden desks and grey plastic chairs arranged in rows. At the front of the room, there is a whiteboard on the left and a green chalkboard on the right. A small table with a chair is positioned near the chalkboard. The room has a white wall and a wooden baseboard.

147	Computer Lab 20 student computers plus 1 instructor.	20	 A photograph of a computer lab. The room contains several rows of desks, each with a computer monitor, keyboard, and mouse. There are blue office chairs at each workstation. In the background, there is a whiteboard and a door.
125	Student Success Center Conference Room	10	 A photograph of a conference room. The room features a large, oval-shaped wooden conference table surrounded by light blue office chairs. In the background, there is a desk with a potted plant and some red storage bins.

141	Administration Conference Room	6	 A photograph of an administration conference room. It features a large, light-colored wooden rectangular table surrounded by several wooden chairs with a spindle back design. On the wall behind the table, there are four framed items: a larger framed picture on the left and three smaller framed items to its right. A small potted plant sits on the table near the back wall.
155	OT Classroom Tables Seminar Style	24	 A photograph of an OT classroom. The room is furnished with several long wooden tables arranged in a U-shape, with white chairs tucked under them. At the front of the room, there is a green chalkboard mounted on the wall. To the left of the chalkboard, a round clock is visible on the wall. A wooden door is on the far left, and another door is partially visible on the right. The ceiling has recessed fluorescent lighting.

162L	Conference Room	7	 A photograph of a conference room. In the center is a large, light-colored wooden conference table. Around the table are several blue office chairs. At the far end of the table, a large flat-screen television is mounted on a stand. The room has light-colored walls and a dark baseboard.
164	OT Lab Tables Seminar Style	25	 A photograph of an Occupational Therapy (OT) Lab. The room is filled with several long, rectangular wooden tables arranged in a seminar style. Red chairs are placed around the tables. The room has a drop ceiling with recessed lighting and a light-colored floor. In the background, there are whiteboards and other lab equipment.

170 ABC

Function Room
Can Be Set Up As
Needed

Approximate Capacity:
240 Chairs theater
style

40 seminar style

120 round tables


90-120 long tables
classroom style (90 if 3
per 8' table or 120 if 4
per 8' table.)

144 (18 – 8' tables)
banquet style (tables in
long rows – see last
photo of room.

Note: 200 can fit
banquet style



240*











185H
CommunityWorks
Conference Room
12



210	<p>Tables seminar style</p> <p>14 in u-shape or 18 in square</p> <p>Note: skylight can make it difficult to project on screen.</p> <p>Room has sink.</p>	14-18	 A photograph of a seminar-style classroom. The room features several long, dark wood tables arranged in a U-shape. There are several light-colored chairs tucked under the tables. In the background, there is a green chalkboard, a wooden door, and a projector screen. The ceiling has a skylight and recessed lighting.
212	<p>Desks with separate chairs classroom style</p>	32	 A photograph of a classroom with rows of desks and separate chairs. The desks are light-colored and have attached writing surfaces. The chairs are black with white frames. In the background, there is a green chalkboard, a wooden door, and a projector screen. The ceiling has recessed lighting.



214	Tables and chair classroom style	27	 A photograph of a classroom with a 'Tables and chair classroom style'. The room features several long, rectangular wooden tables arranged in a U-shape. White plastic chairs are placed around the tables. In the background, there is a green chalkboard, a wooden door, and a projector screen.
216	Desks with separate chair classroom style	32	 A photograph of a classroom with a 'Desks with separate chair classroom style'. The room is filled with rows of white desks, each with a separate black chair. In the background, there is a green chalkboard, a wooden door, and a projector screen.


218	Tables and chairs classroom style Attached photo lab.	20	
224	Desks and separate chairs classroom style	32	

226	Desks and separate chairs classroom style	32	 A photograph of a classroom. The room is filled with rows of white desks and black chairs, arranged in a traditional classroom layout. At the front of the room, there is a green chalkboard and a blackboard. The ceiling has several recessed lights and a projector mounted on it. The walls are a light color, and there is a wooden baseboard.
283	Tables and chairs seminar style	20	 A photograph of a seminar room. The room features a large U-shaped table made of light-colored wood or laminate. Black chairs are arranged around the table. In the background, there is a window with vertical blinds, a small wooden cabinet, and a large flat-screen television mounted on a stand. The walls are a light green color, and there is a projector mounted on the ceiling.

<p>285</p>	<p>“Androscoggin Room” Can be set up as needed.</p> <p><u>Approximate Capacity</u> Tables seminar style 40 Round tables 80 Tables classroom style 45 Chairs theater style 100</p>	<p>40-100</p>	
<p>287</p>	<p>Tables seminar style</p>	<p>16</p>	

<p>North Lobby</p>	<p>Can be used for special events.</p>		 A photograph of the North Lobby. The room is large and empty, featuring a light-colored tiled floor and a drop ceiling with several rectangular recessed lights. In the center, four long wooden tables are arranged in a square pattern, with a light blue tablecloth on the top table. The walls are white with a wooden handrail or wainscoting. A doorway is visible in the background.
<p>South Lobby</p>	<p>Can be used for special events.</p>		 A photograph of the South Lobby. The room is furnished with several blue upholstered armchairs and wooden coffee tables. A prominent feature is a large, solid red wall on the right side. The ceiling has recessed lighting, and a doorway is visible in the background.

<p>South End Wall</p>	<p>Vendor or Informational Tables</p>		
<p>Upstairs Elevator Wall</p>	<p>Vendor or Informational Tables</p>		

<p>Upstairs Lounge</p>	<p>Can be used for special events.</p>		 A wide-angle photograph of a large, bright room with a vaulted ceiling and recessed lighting. The room is furnished with several wooden tables and chairs, and a few blue sofas. The walls are white, and there are windows on the right side.
<p>Student Lounge</p>	<p>Can be used for special events.</p>		 A photograph of a smaller, more intimate lounge area. It features a round table with red chairs, a blue sofa, and a green armchair. A bulletin board is visible on the wall, and there is a small table with a plant in the foreground.