

Student Tuition Report (Census)

Current Selections

TERM

2020 Fall

CAMPUS

USM

IN/OUT STATE

In-State

ACAD_CAREER

All

ACAD_PROGRAM

All

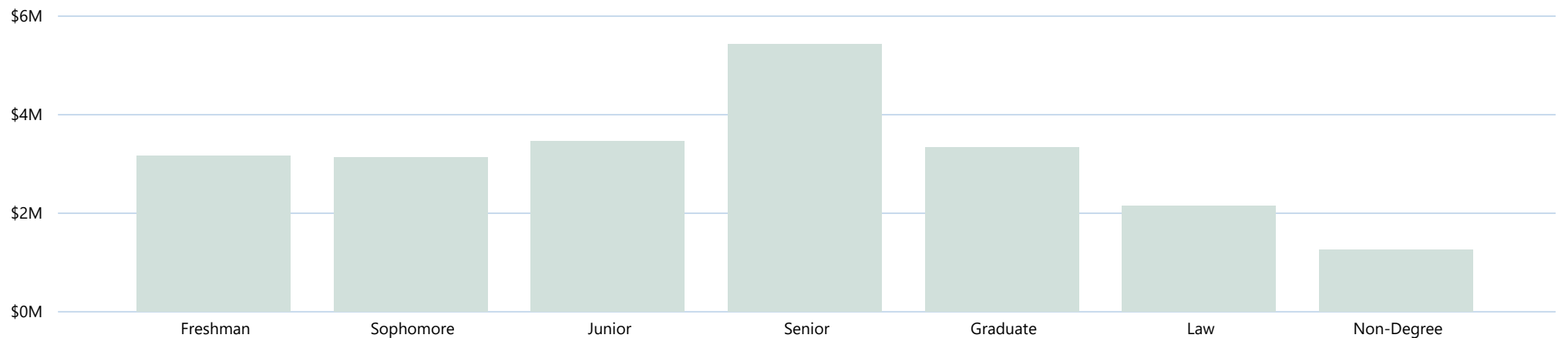
ETHNICITY

All

In-State for 2020 Fall -University of Southern Maine-

FULL_PART	Full-Time			Part-Time			Total		
ACADEMIC_LEVEL	REVENUE	CREDITS	COUNT	REVENUE	CREDITS	COUNT	REVENUE	CREDITS	COUNT
Freshman	\$2,936,736.00	10,096.00	699	\$221,904.00	680.50	88	\$3,158,640.00	10,776.50	787
Sophomore	\$2,784,816.00	9,563.50	673	\$353,232.00	1,092.00	140	\$3,138,048.00	10,655.50	813
Junior	\$2,894,688.00	9,990.50	706	\$561,168.00	1,761.50	243	\$3,455,856.00	11,752.00	949
Senior	\$4,113,216.00	14,217.00	1030	\$1,321,056.00	4,422.00	675	\$5,434,272.00	18,639.00	1705
Graduate	\$2,951,155.00	6,816.50	826	\$391,218.00	911.00	303	\$3,342,373.00	7,727.50	1129
Law	\$2,025,260.00	2,586.00	175	\$119,815.00	155.00	19	\$2,145,075.00	2,741.00	194
Non-Degree	\$208,334.00	584.50	70	\$1,054,221.00	5,105.00	1267	\$1,262,555.00	5,689.50	1337
Total	\$17,914,205.00	53,854.00	4179	\$4,022,614.00	14,127.00	2735	\$21,936,819.00	67,981.00	6914

Revenue by Academic Level



Student Tuition Report (Census)

Current Selections

TERM

2020 Fall

CAMPUS

USM

IN/OUT STATE

Out-of-State

ACAD_CAREER

All

ACAD_PROGRAM

All

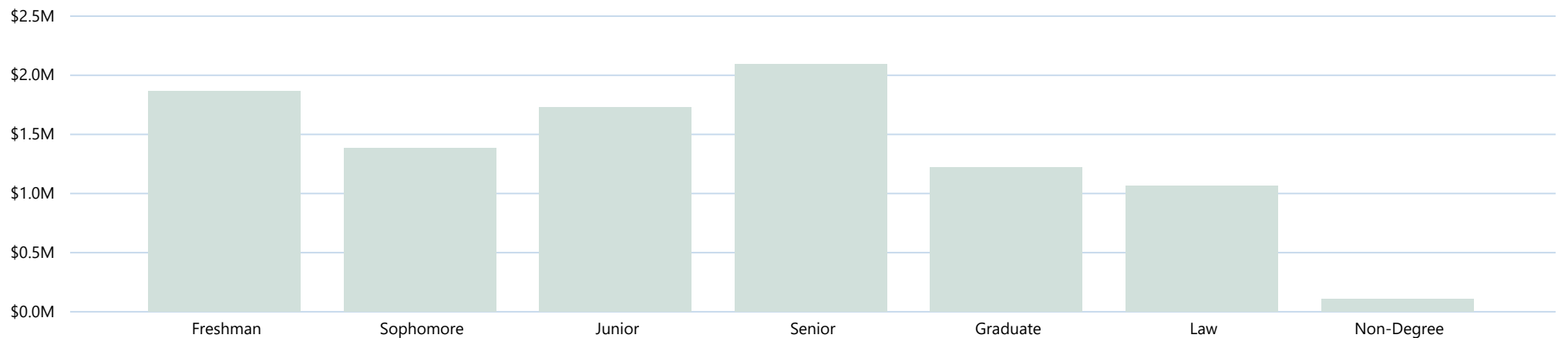
ETHNICITY

All

Out-of-State for 2020 Fall -University of Southern Maine-

FULL_PART	Full-Time			Part-Time			Total		
ACADEMIC_LEVEL	REVENUE	CREDITS	COUNT	REVENUE	CREDITS	COUNT	REVENUE	CREDITS	COUNT
Freshman	\$1,807,480.00	2,605.00	176	\$57,449.00	61.00	9	\$1,864,929.00	2,666.00	185
Sophomore	\$1,317,938.00	1,884.50	128	\$63,807.00	81.00	12	\$1,381,745.00	1,965.50	140
Junior	\$1,622,408.00	2,317.00	164	\$106,621.00	132.00	19	\$1,729,029.00	2,449.00	183
Senior	\$1,816,117.00	2,545.00	177	\$280,142.00	369.50	52	\$2,096,259.00	2,914.50	229
Graduate	\$1,152,766.00	1,852.00	235	\$70,026.00	117.00	39	\$1,222,792.00	1,969.00	274
Law	\$1,050,165.00	892.00	61	\$16,184.00	14.00	2	\$1,066,349.00	906.00	63
Non-Degree	\$49,508.00	50.00	7	\$56,514.00	94.00	27	\$106,022.00	144.00	34
Total	\$8,816,382.00	12,145.50	948	\$650,743.00	868.50	160	\$9,467,125.00	13,014.00	1108

Revenue by Academic Level



Student Tuition Report (Census)

Current Selections

TERM

2020 Fall

CAMPUS

USM

IN/OUT STATE

All

ACAD_CAREER

All

ACAD_PROGRAM

All

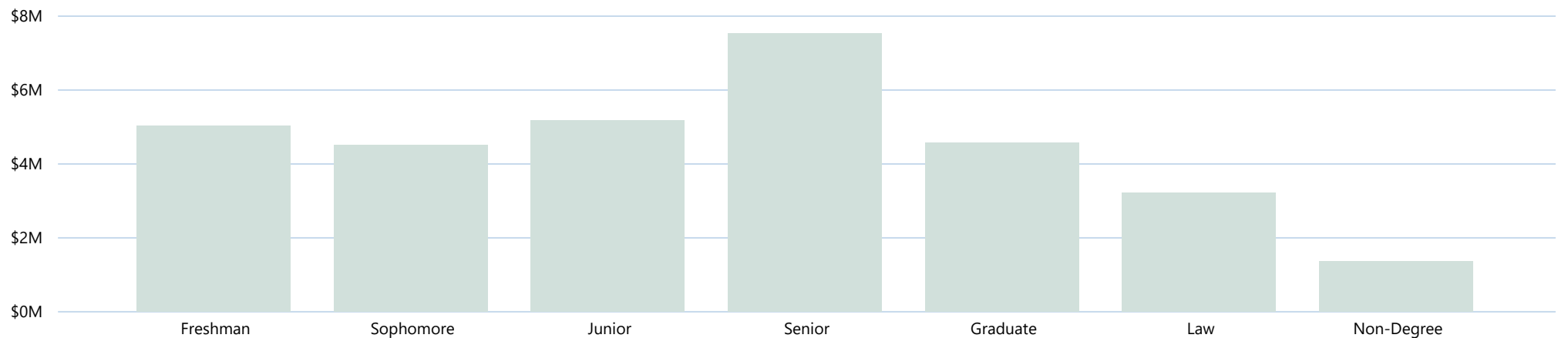
ETHNICITY

All

Total for 2020 Fall -University of Southern Maine-

FULL_PART	Full-Time			Part-Time			Total		
ACADEMIC_LEVEL	REVENUE	CREDITS	COUNT	REVENUE	CREDITS	COUNT	REVENUE	CREDITS	COUNT
Freshman	\$4,744,216.00	12,701.00	875	\$279,353.00	741.50	97	\$5,023,569.00	13,442.50	972
Sophomore	\$4,102,754.00	11,448.00	801	\$417,039.00	1,173.00	152	\$4,519,793.00	12,621.00	953
Junior	\$4,517,096.00	12,307.50	870	\$667,789.00	1,893.50	262	\$5,184,885.00	14,201.00	1132
Senior	\$5,929,333.00	16,762.00	1207	\$1,601,198.00	4,791.50	727	\$7,530,531.00	21,553.50	1934
Graduate	\$4,103,921.00	8,668.50	1061	\$461,244.00	1,028.00	342	\$4,565,165.00	9,696.50	1403
Law	\$3,075,425.00	3,478.00	236	\$135,999.00	169.00	21	\$3,211,424.00	3,647.00	257
Non-Degree	\$257,842.00	634.50	77	\$1,110,735.00	5,199.00	1294	\$1,368,577.00	5,833.50	1371
Total	\$26,730,587.00	65,999.50	5127	\$4,673,357.00	14,995.50	2895	\$31,403,944.00	80,995.00	8022

Revenue by Academic Level



Student Tuition Report (Census)

Current Selections

TERM

2019 Fall

CAMPUS

USM

CAREER

All

ACAD_PROGRAM

All

EHTNICITY

All

GENDER

All

In-State for 2019 Fall -University of Southern Maine-

FULL_PART	Full-Time			Part-Time			Total		
ACADEMIC_LEVEL	REVENUE	CREDITS	COUNT	REVENUE	CREDITS	COUNT	REVENUE	CREDITS	COUNT
Freshman	\$3,276,659.00	11,574.50	799	\$170,009.00	552.00	75	\$3,446,668.00	12,126.50	874
Sophomore	\$2,958,585.00	10,483.00	728	\$311,219.00	1,025.00	132	\$3,269,804.00	11,508.00	860
Junior	\$3,159,744.00	11,191.50	787	\$549,783.00	1,834.50	255	\$3,709,527.00	13,026.00	1042
Senior	\$3,866,024.00	13,724.50	1000	\$1,256,925.00	4,284.00	662	\$5,122,949.00	18,008.50	1662
Graduate	\$2,756,601.00	6,513.50	759	\$383,321.00	907.50	300	\$3,139,922.00	7,421.00	1059
Law	\$2,005,935.00	2,578.00	173	\$91,987.00	119.00	15	\$2,097,922.00	2,697.00	188
Non-Degree	\$196,157.00	576.50	64	\$1,987,133.00	6,715.50	1630	\$2,183,290.00	7,292.00	1694
Total	\$18,219,705.00	56,641.50	4310	\$4,750,377.00	15,437.50	3069	\$22,970,082.00	72,079.00	7379

Out-of-State for 2019 Fall -University of Southern Maine-

FULL_PART	Full-Time			Part-Time			Total		
ACADEMIC_LEVEL	REVENUE	CREDITS	COUNT	REVENUE	CREDITS	COUNT	REVENUE	CREDITS	COUNT
Freshman	\$1,776,756.00	2,608.50	173	\$33,994.00	43.00	6	\$1,810,750.00	2,651.50	179
Sophomore	\$1,726,101.00	2,503.00	173	\$65,235.00	83.00	10	\$1,791,336.00	2,586.00	183
Junior	\$1,871,243.00	2,677.50	183	\$71,571.00	93.50	13	\$1,942,814.00	2,771.00	196
Senior	\$1,823,102.00	2,707.50	187	\$149,728.00	222.00	38	\$1,972,830.00	2,929.50	225
Graduate	\$839,889.00	1,182.50	145	\$38,790.00	63.00	21	\$878,679.00	1,245.50	166
Law	\$1,086,584.00	921.00	63	\$31,212.00	27.00	3	\$1,117,796.00	948.00	66
Non-Degree	\$85,528.00	106.00	9	\$99,245.00	122.00	26	\$184,773.00	228.00	35
Total	\$9,209,203.00	12,706.00	933	\$489,775.00	653.50	117	\$9,698,978.00	13,359.50	1050

University of Maine System
Student Tuition Report (Census)

Current Selections

TERM

2019 Fall

CAMPUS

USM

CAREER

All

ACAD_PROGRAM

All

EHTNICITY

All

GENDER

All

Total for 2019 Fall -University of Southern Maine-

FULL_PART	Full-Time			Part-Time			Total		
ACADEMIC_LEVEL	REVENUE	CREDITS	COUNT	REVENUE	CREDITS	COUNT	REVENUE	CREDITS	COUNT
Freshman	\$5,053,415.00	14,183.00	972	\$204,003.00	595.00	81	\$5,257,418.00	14,778.00	1053
Sophomore	\$4,684,686.00	12,986.00	901	\$376,454.00	1,108.00	142	\$5,061,140.00	14,094.00	1043
Junior	\$5,030,987.00	13,869.00	970	\$621,354.00	1,928.00	268	\$5,652,341.00	15,797.00	1238
Senior	\$5,689,126.00	16,432.00	1187	\$1,406,653.00	4,506.00	700	\$7,095,779.00	20,938.00	1887
Graduate	\$3,596,490.00	7,696.00	904	\$422,111.00	970.50	321	\$4,018,601.00	8,666.50	1225
Law	\$3,092,519.00	3,499.00	236	\$123,199.00	146.00	18	\$3,215,718.00	3,645.00	254
Non-Degree	\$281,685.00	682.50	73	\$2,086,378.00	6,837.50	1656	\$2,368,063.00	7,520.00	1729
Total	\$27,428,908.00	69,347.50	5243	\$5,240,152.00	16,091.00	3186	\$32,669,060.00	85,438.50	8429

Report ID: umstutui
 Career: -ALL-
 As of : 10/15/2018
 Academic Prog: -ALL-
 Ethnic Grp: -ALL-
 Gender: -ALL-
 Source = Census

University of Maine System
 Student Tuition Report
 University of Southern Maine
 1910: 2018 Fall

Page No. 6
 Run Date 10/15/2018
 Run Time 11:24:00

	Full-Time			Part-Time			Total		
	Revenue	Credit Hours	Count	Revenue	Credit Hours	Count	Revenue	Credit Hours	Count
In-State									
Freshman	\$3,352,343.00	12,339.0	840	\$206,233.00	703.5	94	\$3,558,576.00	13,042.5	934
Sophomore	\$2,782,835.00	10,196.5	707	\$322,366.00	1,088.0	146	\$3,105,201.00	11,284.5	853
Junior	\$3,052,584.00	11,203.0	793	\$478,591.00	1,687.5	244	\$3,531,175.00	12,890.5	1,037
Senior	\$3,588,628.00	13,191.0	960	\$1,315,181.00	4,700.0	711	\$4,903,809.00	17,891.0	1,671
5 Year	\$0.00	0.0	0	\$0.00	0.0	0	\$0.00	0.0	0
Associate	\$0.00	0.0	0	\$0.00	0.0	0	\$0.00	0.0	0
Graduate	\$2,790,553.00	6,860.5	773	\$397,233.00	966.0	322	\$3,187,786.00	7,826.5	1,095
Law	\$1,827,780.00	2,476.0	164	\$71,328.00	96.0	11	\$1,899,108.00	2,572.0	175
Non-Degree	\$161,217.00	511.0	55	\$1,532,313.00	5,302.0	1,308	\$1,693,530.00	5,813.0	1,363
Sub Total	\$17,555,940.00	56,777.0	4,292	\$4,323,245.00	14,543.0	2,836	\$21,879,185.00	71,320.0	7,128
Out-of-State									
Freshman	\$2,018,062.00	2,937.5	196	\$33,155.00	46.5	5	\$2,051,217.00	2,984.0	201
Sophomore	\$2,028,584.00	2,976.5	201	\$34,938.00	46.0	5	\$2,063,522.00	3,022.5	206
Junior	\$1,787,378.00	2,589.0	175	\$88,056.00	104.5	13	\$1,875,434.00	2,693.5	188
Senior	\$1,231,510.00	1,797.0	125	\$150,274.00	227.0	34	\$1,381,784.00	2,024.0	159
5 Year	\$0.00	0.0	0	\$0.00	0.0	0	\$0.00	0.0	0
Associate	\$0.00	0.0	0	\$0.00	0.0	0	\$0.00	0.0	0
Graduate	\$866,133.00	1,159.0	129	\$19,554.00	21.0	7	\$885,687.00	1,180.0	136
Law	\$1,234,816.00	1,092.0	73	\$37,808.00	34.0	4	\$1,272,624.00	1,126.0	77
Non-Degree	\$66,978.00	81.0	9	\$125,998.00	170.5	36	\$192,976.00	251.5	45
Sub Total	\$9,233,461.00	12,632.0	908	\$489,783.00	649.5	104	\$9,723,244.00	13,281.5	1,012
Total									
Freshman	\$5,370,405.00	15,276.5	1,036	\$239,388.00	750.0	99	\$5,609,793.00	16,026.5	1,135
Sophomore	\$4,811,419.00	13,173.0	908	\$357,304.00	1,134.0	151	\$5,168,723.00	14,307.0	1,059
Junior	\$4,839,962.00	13,792.0	968	\$566,647.00	1,792.0	257	\$5,406,609.00	15,584.0	1,225
Senior	\$4,820,138.00	14,988.0	1,085	\$1,465,455.00	4,927.0	745	\$6,285,593.00	19,915.0	1,830
5 Year	\$0.00	0.0	0	\$0.00	0.0	0	\$0.00	0.0	0
Associate	\$0.00	0.0	0	\$0.00	0.0	0	\$0.00	0.0	0
Graduate	\$3,656,686.00	8,019.5	902	\$416,787.00	987.0	329	\$4,073,473.00	9,006.5	1,231
Law	\$3,062,596.00	3,568.0	237	\$109,136.00	130.0	15	\$3,171,732.00	3,698.0	252
Non-Degree	\$228,195.00	592.0	64	\$1,658,311.00	5,472.5	1,344	\$1,886,506.00	6,064.5	1,408
Grand Total	\$26,789,401.00	69,409.0	5,200	\$4,813,028.00	15,192.5	2,940	\$31,602,429.00	84,601.5	8,140

University of Maine System
 Student Tuition Report
 University of Southern Maine
 1810: 2017 Fall

Report ID: umstutui
 Career: -ALL-
 As of : 10/15/2017
 Academic Prog: -ALL-
 Ethnic Grp: -ALL-
 Gender: -ALL-
 Source = Census

	Full-Time			Part-Time			Total		
	Revenue	Credit Hours	Count	Revenue	Credit Hours	Count	Revenue	Credit Hours	Count
In-State									
Freshman	\$3,070,378.00	11,649.5	783	\$222,307.00	774.0	98	\$3,292,685.00	12,423.5	881
Sophomore	\$2,630,087.00	9,960.0	704	\$355,927.00	1,218.0	158	\$2,986,014.00	11,178.0	862
Junior	\$2,668,732.00	10,100.5	710	\$572,339.00	1,991.0	283	\$3,241,071.00	12,091.5	993
Senior	\$3,578,920.00	13,590.0	986	\$1,314,978.00	4,822.0	747	\$4,893,898.00	18,412.0	1,733
5 Year	\$0.00	0.0	0	\$0.00	0.0	0	\$0.00	0.0	0
Associate	\$0.00	0.0	0	\$0.00	0.0	0	\$0.00	0.0	0
Graduate	\$2,684,328.00	6,828.0	759	\$366,867.00	916.5	304	\$3,051,195.00	7,744.5	1,063
Law	\$1,850,070.00	2,444.0	166	\$84,702.00	114.0	14	\$1,934,772.00	2,558.0	180
Non-Degree	\$172,134.00	550.5	59	\$1,141,780.00	4,031.5	1,012	\$1,313,914.00	4,582.0	1,071
Sub Total	\$16,654,649.00	55,122.5	4,167	\$4,058,900.00	13,867.0	2,616	\$20,713,549.00	68,989.5	6,783
Out-of-State									
Freshman	\$2,566,096.00	3,805.0	256	\$17,225.00	19.0	4	\$2,583,321.00	3,824.0	260
Sophomore	\$1,849,571.00	2,764.0	192	\$97,429.00	119.5	14	\$1,947,000.00	2,883.5	206
Junior	\$1,230,380.00	1,870.0	125	\$40,707.00	63.0	10	\$1,271,087.00	1,933.0	135
Senior	\$1,013,591.00	1,523.5	108	\$157,775.00	258.5	36	\$1,171,366.00	1,782.0	144
5 Year	\$0.00	0.0	0	\$0.00	0.0	0	\$0.00	0.0	0
Associate	\$0.00	0.0	0	\$0.00	0.0	0	\$0.00	0.0	0
Graduate	\$832,510.00	1,121.5	116	\$7,612.00	10.0	4	\$840,122.00	1,131.5	120
Law	\$941,148.00	841.0	57	\$4,377.00	3.0	1	\$945,525.00	844.0	58
Non-Degree	\$150,067.00	185.5	15	\$222,534.00	325.5	73	\$372,601.00	511.0	88
Sub Total	\$8,583,363.00	12,110.5	869	\$547,659.00	798.5	142	\$9,131,022.00	12,909.0	1,011
Total									
Freshman	\$5,636,474.00	15,454.5	1,039	\$239,532.00	793.0	102	\$5,876,006.00	16,247.5	1,141
Sophomore	\$4,479,658.00	12,724.0	896	\$453,356.00	1,337.5	172	\$4,933,014.00	14,061.5	1,068
Junior	\$3,899,112.00	11,970.5	835	\$613,046.00	2,054.0	293	\$4,512,158.00	14,024.5	1,128
Senior	\$4,592,511.00	15,113.5	1,094	\$1,472,753.00	5,080.5	783	\$6,065,264.00	20,194.0	1,877
5 Year	\$0.00	0.0	0	\$0.00	0.0	0	\$0.00	0.0	0
Associate	\$0.00	0.0	0	\$0.00	0.0	0	\$0.00	0.0	0
Graduate	\$3,516,838.00	7,949.5	875	\$374,479.00	926.5	308	\$3,891,317.00	8,876.0	1,183
Law	\$2,791,218.00	3,285.0	223	\$89,079.00	117.0	15	\$2,880,297.00	3,402.0	238
Non-Degree	\$322,201.00	736.0	74	\$1,364,314.00	4,357.0	1,085	\$1,686,515.00	5,093.0	1,159
Grand Total	\$25,238,012.00	67,233.0	5,036	\$4,606,559.00	14,665.5	2,758	\$29,844,571.00	81,898.5	7,794

University of Maine System
 Student Tuition Report
 University of Southern Maine
 1710: 2016 Fall

Report ID: umstutui
 Career: -ALL-
 As of : 10/15/2016
 Academic Prog: -ALL-
 Ethnic Grp: -ALL-
 Gender: -ALL-
 Source = Census

	Full-Time			Part-Time			Total		
	Revenue	Credit Hours	Count	Revenue	Credit Hours	Count	Revenue	Credit Hours	Count
In-State									
Freshman	\$2,504,508.00	9,861.5	702	\$257,561.00	929.0	117	\$2,762,069.00	10,790.5	819
Sophomore	\$2,139,170.00	8,388.0	606	\$397,855.00	1,415.5	191	\$2,537,025.00	9,803.5	797
Junior	\$2,533,448.00	9,957.5	719	\$693,485.00	2,555.0	347	\$3,226,933.00	12,512.5	1,066
Senior	\$3,791,442.00	14,899.5	1,086	\$1,368,921.00	5,189.0	792	\$5,160,363.00	20,088.5	1,878
5 Year	\$0.00	0.0	0	\$0.00	0.0	0	\$0.00	0.0	0
Associate	\$0.00	0.0	0	\$0.00	0.0	0	\$0.00	0.0	0
Graduate	\$2,391,104.00	6,270.0	698	\$359,352.00	935.0	308	\$2,750,456.00	7,205.0	1,006
Law	\$1,823,322.00	2,402.0	164	\$92,875.00	125.0	15	\$1,916,197.00	2,527.0	179
Non-Degree	\$203,874.00	866.5	85	\$1,162,960.00	4,643.5	1,165	\$1,366,834.00	5,510.0	1,250
Sub Total	\$15,386,868.00	52,645.0	4,060	\$4,333,009.00	15,792.0	2,935	\$19,719,877.00	68,437.0	6,995
Out-of-State									
Freshman	\$2,236,191.00	3,474.0	245	\$56,193.00	67.5	9	\$2,292,384.00	3,541.5	254
Sophomore	\$1,102,717.00	1,754.5	123	\$48,213.00	53.5	7	\$1,150,930.00	1,808.0	130
Junior	\$884,719.00	1,401.0	99	\$66,501.00	90.0	10	\$951,220.00	1,491.0	109
Senior	\$985,307.00	1,573.0	111	\$126,007.00	196.5	29	\$1,111,314.00	1,769.5	140
5 Year	\$0.00	0.0	0	\$0.00	0.0	0	\$0.00	0.0	0
Associate	\$0.00	0.0	0	\$0.00	0.0	0	\$0.00	0.0	0
Graduate	\$813,678.00	1,143.5	113	\$6,156.00	6.0	2	\$819,834.00	1,149.5	115
Law	\$978,240.00	870.0	59	\$26,688.00	20.0	2	\$1,004,928.00	890.0	61
Non-Degree	\$117,980.00	170.0	14	\$119,643.00	178.5	37	\$237,623.00	348.5	51
Sub Total	\$7,118,832.00	10,386.0	764	\$449,401.00	612.0	96	\$7,568,233.00	10,998.0	860
Total									
Freshman	\$4,740,699.00	13,335.5	947	\$313,754.00	996.5	126	\$5,054,453.00	14,332.0	1,073
Sophomore	\$3,241,887.00	10,142.5	729	\$446,068.00	1,469.0	198	\$3,687,955.00	11,611.5	927
Junior	\$3,418,167.00	11,358.5	818	\$759,986.00	2,645.0	357	\$4,178,153.00	14,003.5	1,175
Senior	\$4,776,749.00	16,472.5	1,197	\$1,494,928.00	5,385.5	821	\$6,271,677.00	21,858.0	2,018
5 Year	\$0.00	0.0	0	\$0.00	0.0	0	\$0.00	0.0	0
Associate	\$0.00	0.0	0	\$0.00	0.0	0	\$0.00	0.0	0
Graduate	\$3,204,782.00	7,413.5	811	\$365,508.00	941.0	310	\$3,570,290.00	8,354.5	1,121
Law	\$2,801,562.00	3,272.0	223	\$119,563.00	145.0	17	\$2,921,125.00	3,417.0	240
Non-Degree	\$321,854.00	1,036.5	99	\$1,282,603.00	4,822.0	1,202	\$1,604,457.00	5,858.5	1,301
Grand Total	\$22,505,700.00	63,031.0	4,824	\$4,782,410.00	16,404.0	3,031	\$27,288,110.00	79,435.0	7,855

Report ID: umstutui
 Career: -ALL-
 As of : 10/15/2015
 Academic Prog: -ALL-
 Ethnic Grp: -ALL-
 Gender: -ALL-
 Source = Census

University of Maine System
 Student Tuition Report
 University of Southern Maine
 1610: 2015 Fall

Page No. 6
 Run Date 10/15/2015
 Run Time 10:22:11

	Full-Time			Part-Time			Total		
	Revenue	Credit Hours	Count	Revenue	Credit Hours	Count	Revenue	Credit Hours	Count
In-State									
Freshman	\$2,341,812.00	9,186.5	664	\$266,037.00	968.0	121	\$2,607,849.00	10,154.5	785
Sophomore	\$2,214,825.00	8,695.0	630	\$427,456.00	1,570.0	212	\$2,642,281.00	10,265.0	842
Junior	\$2,815,793.00	11,052.5	805	\$656,670.00	2,450.5	349	\$3,472,463.00	13,503.0	1,154
Senior	\$3,791,284.00	14,891.0	1,093	\$1,529,300.00	5,859.5	875	\$5,320,584.00	20,750.5	1,968
5 Year	\$0.00	0.0	0	\$0.00	0.0	0	\$0.00	0.0	0
Associate	\$0.00	0.0	0	\$0.00	0.0	0	\$0.00	0.0	0
Graduate	\$2,546,263.00	6,688.5	722	\$353,968.00	921.5	304	\$2,900,231.00	7,610.0	1,026
Law	\$1,994,955.00	2,602.0	179	\$98,076.00	132.0	15	\$2,093,031.00	2,734.0	194
<u>Non-Degree</u>	<u>\$133,774.00</u>	<u>467.0</u>	<u>45</u>	<u>\$1,026,761.00</u>	<u>3,720.0</u>	<u>934</u>	<u>\$1,160,535.00</u>	<u>4,187.0</u>	<u>979</u>
Sub Total	\$15,838,706.00	53,582.5	4,138	\$4,358,268.00	15,621.5	2,810	\$20,196,974.00	69,204.0	6,948
Out-of-State									
Freshman	\$1,760,218.00	2,759.0	194	\$37,858.00	56.5	7	\$1,798,076.00	2,815.5	201
Sophomore	\$1,010,619.00	1,631.0	116	\$74,148.00	97.0	13	\$1,084,767.00	1,728.0	129
Junior	\$915,453.00	1,423.5	100	\$82,698.00	135.5	19	\$998,151.00	1,559.0	119
Senior	\$869,578.00	1,386.5	98	\$138,226.00	211.5	31	\$1,007,804.00	1,598.0	129
5 Year	\$0.00	0.0	0	\$0.00	0.0	0	\$0.00	0.0	0
Associate	\$0.00	0.0	0	\$0.00	0.0	0	\$0.00	0.0	0
Graduate	\$645,739.00	969.5	98	\$5,928.00	9.0	3	\$651,667.00	978.5	101
Law	\$858,540.00	751.0	52	\$20,016.00	12.0	2	\$878,556.00	763.0	54
<u>Non-Degree</u>	<u>\$125,088.00</u>	<u>126.0</u>	<u>12</u>	<u>\$138,941.00</u>	<u>197.5</u>	<u>46</u>	<u>\$264,029.00</u>	<u>323.5</u>	<u>58</u>
Sub Total	\$6,185,235.00	9,046.5	670	\$497,815.00	719.0	121	\$6,683,050.00	9,765.5	791
Total									
Freshman	\$4,102,030.00	11,945.5	858	\$303,895.00	1,024.5	128	\$4,405,925.00	12,970.0	986
Sophomore	\$3,225,444.00	10,326.0	746	\$501,604.00	1,667.0	225	\$3,727,048.00	11,993.0	971
Junior	\$3,731,246.00	12,476.0	905	\$739,368.00	2,586.0	368	\$4,470,614.00	15,062.0	1,273
Senior	\$4,660,862.00	16,277.5	1,191	\$1,667,526.00	6,071.0	906	\$6,328,388.00	22,348.5	2,097
5 Year	\$0.00	0.0	0	\$0.00	0.0	0	\$0.00	0.0	0
Associate	\$0.00	0.0	0	\$0.00	0.0	0	\$0.00	0.0	0
Graduate	\$3,192,002.00	7,658.0	820	\$359,896.00	930.5	307	\$3,551,898.00	8,588.5	1,127
Law	\$2,853,495.00	3,353.0	231	\$118,092.00	144.0	17	\$2,971,587.00	3,497.0	248
<u>Non-Degree</u>	<u>\$258,862.00</u>	<u>593.0</u>	<u>57</u>	<u>\$1,165,702.00</u>	<u>3,917.5</u>	<u>980</u>	<u>\$1,424,564.00</u>	<u>4,510.5</u>	<u>1,037</u>
Grand Total	\$22,023,941.00	62,629.0	4,808	\$4,856,083.00	16,340.5	2,931	\$26,880,024.00	78,969.5	7,739

University of Maine System
 Student Tuition Report
University of Southern Maine
 1510: 2014 Fall

Report ID: umstutui
 Career: -ALL-
 As of : 10/15/2014
 Academic Prog: -ALL-
 Ethnic Grp: -ALL-
 Gender: -ALL-
 Source = Census

	Full-Time			Part-Time			Total		
	Revenue	Credit Hours	Count	Revenue	Credit Hours	Count	Revenue	Credit Hours	Count
In-State									
Freshman	\$2,392,668.00	9,430.5	690	\$266,921.00	972.5	130	\$2,659,589.00	10,403.0	820
Sophomore	\$2,716,020.00	10,700.0	772	\$438,592.00	1,635.0	216	\$3,154,612.00	12,335.0	988
Junior	\$3,089,664.00	12,152.5	883	\$716,506.00	2,676.0	362	\$3,806,170.00	14,828.5	1,245
Senior	\$3,863,795.00	15,182.5	1,122	\$1,742,333.00	6,660.0	1,025	\$5,606,128.00	21,842.5	2,147
5 Year	\$0.00	0.0	0	\$0.00	0.0	0	\$0.00	0.0	0
Associate	\$0.00	0.0	0	\$0.00	0.0	0	\$0.00	0.0	0
Graduate	\$2,690,077.00	7,086.0	808	\$373,917.00	978.5	325	\$3,063,994.00	8,064.5	1,133
Law	\$2,029,402.00	2,725.0	182	\$65,021.00	87.0	11	\$2,094,423.00	2,812.0	193
Non-Degree	\$158,342.00	537.0	55	\$1,150,467.00	4,126.5	1,068	\$1,308,809.00	4,663.5	1,123
Sub Total	\$16,939,968.00	57,813.5	4,512	\$4,753,757.00	17,135.5	3,137	\$21,693,725.00	74,949.0	7,649
Out-of-State									
Freshman	\$1,587,031.00	2,575.5	183	\$34,581.00	52.0	7	\$1,621,612.00	2,627.5	190
Sophomore	\$1,006,533.00	1,592.5	112	\$77,474.00	103.0	13	\$1,084,007.00	1,695.5	125
Junior	\$931,719.00	1,461.5	103	\$51,965.00	88.0	12	\$983,684.00	1,549.5	115
Senior	\$763,091.00	1,226.0	87	\$160,314.00	255.0	39	\$923,405.00	1,481.0	126
5 Year	\$0.00	0.0	0	\$0.00	0.0	0	\$0.00	0.0	0
Associate	\$0.00	0.0	0	\$0.00	0.0	0	\$0.00	0.0	0
Graduate	\$642,983.00	1,041.5	108	\$6,840.00	8.0	3	\$649,823.00	1,049.5	111
Law	\$884,550.00	800.0	54	\$33,394.00	26.0	3	\$917,944.00	826.0	57
Non-Degree	\$106,620.00	120.0	10	\$138,432.00	195.0	45	\$245,052.00	315.0	55
Sub Total	\$5,922,527.00	8,817.0	657	\$503,000.00	727.0	122	\$6,425,527.00	9,544.0	779
Total									
Freshman	\$3,979,699.00	12,006.0	873	\$301,502.00	1,024.5	137	\$4,281,201.00	13,030.5	1,010
Sophomore	\$3,722,553.00	12,292.5	884	\$516,066.00	1,738.0	229	\$4,238,619.00	14,030.5	1,113
Junior	\$4,021,383.00	13,614.0	986	\$768,471.00	2,764.0	374	\$4,789,854.00	16,378.0	1,360
Senior	\$4,626,886.00	16,408.5	1,209	\$1,902,647.00	6,915.0	1,064	\$6,529,533.00	23,323.5	2,273
5 Year	\$0.00	0.0	0	\$0.00	0.0	0	\$0.00	0.0	0
Associate	\$0.00	0.0	0	\$0.00	0.0	0	\$0.00	0.0	0
Graduate	\$3,333,060.00	8,127.5	916	\$380,757.00	986.5	328	\$3,713,817.00	9,114.0	1,244
Law	\$2,913,952.00	3,525.0	236	\$98,415.00	113.0	14	\$3,012,367.00	3,638.0	250
Non-Degree	\$264,962.00	657.0	65	\$1,288,899.00	4,321.5	1,113	\$1,553,861.00	4,978.5	1,178
Grand Total	\$22,862,495.00	66,630.5	5,169	\$5,256,757.00	17,862.5	3,259	\$28,119,252.00	84,493.0	8,428

University of Maine System
 Student Tuition Report
 University of Southern Maine
 1410: 2013 Fall

Report ID: umstutui
 Career: -ALL-
 As of : 10/15/2013
 Academic Prog: -ALL-
 Ethnic Grp: -ALL-
 Gender: -ALL-
 Source = Census

	Full-Time			Part-Time			Total		
	Revenue	Credit Hours	Count	Revenue	Credit Hours	Count	Revenue	Credit Hours	Count
In-State									
Freshman	\$2,842,376.00	11,171.0	792	\$251,361.00	901.5	119	\$3,093,737.00	12,072.5	911
Sophomore	\$2,811,398.00	11,046.5	803	\$503,866.00	1,855.0	250	\$3,315,264.00	12,901.5	1,053
Junior	\$3,245,142.00	12,781.5	934	\$776,468.00	2,878.5	399	\$4,021,610.00	15,660.0	1,333
Senior	\$4,139,468.00	16,194.0	1,194	\$1,709,649.00	6,565.0	971	\$5,849,117.00	22,759.0	2,165
5 Year	\$0.00	0.0	0	\$0.00	0.0	0	\$0.00	0.0	0
Associate	\$0.00	0.0	0	\$0.00	0.0	0	\$0.00	0.0	0
Graduate	\$2,643,608.00	6,949.5	787	\$385,700.00	997.5	328	\$3,029,308.00	7,947.0	1,115
Law	\$2,007,112.00	2,710.0	180	\$126,310.00	170.0	20	\$2,133,422.00	2,880.0	200
<u>Non-Degree</u>	<u>\$198,219.00</u>	<u>664.5</u>	<u>70</u>	<u>\$1,328,875.00</u>	<u>4,817.0</u>	<u>1,223</u>	<u>\$1,527,094.00</u>	<u>5,481.5</u>	<u>1,293</u>
Sub Total	\$17,887,323.00	61,517.0	4,760	\$5,082,229.00	18,184.5	3,310	\$22,969,552.00	79,701.5	8,070
Out-of-State									
Freshman	\$1,578,057.00	2,483.0	171	\$48,213.00	65.5	8	\$1,626,270.00	2,548.5	179
Sophomore	\$1,232,780.00	1,920.0	135	\$77,664.00	112.5	13	\$1,310,444.00	2,032.5	148
Junior	\$838,807.00	1,308.0	95	\$76,713.00	117.5	14	\$915,520.00	1,425.5	109
Senior	\$1,007,952.00	1,633.0	114	\$193,897.00	296.0	44	\$1,201,849.00	1,929.0	158
5 Year	\$0.00	0.0	0	\$0.00	0.0	0	\$0.00	0.0	0
Associate	\$0.00	0.0	0	\$0.00	0.0	0	\$0.00	0.0	0
Graduate	\$619,021.00	1,045.0	111	\$16,530.00	20.0	6	\$635,551.00	1,065.0	117
Law	\$1,141,140.00	1,052.0	70	\$21,128.00	19.0	2	\$1,162,268.00	1,071.0	72
<u>Non-Degree</u>	<u>\$102,752.00</u>	<u>148.0</u>	<u>13</u>	<u>\$162,711.00</u>	<u>242.5</u>	<u>57</u>	<u>\$265,463.00</u>	<u>390.5</u>	<u>70</u>
Sub Total	\$6,520,509.00	9,589.0	709	\$596,856.00	873.0	144	\$7,117,365.00	10,462.0	853
Total									
Freshman	\$4,420,433.00	13,654.0	963	\$299,574.00	967.0	127	\$4,720,007.00	14,621.0	1,090
Sophomore	\$4,044,178.00	12,966.5	938	\$581,530.00	1,967.5	263	\$4,625,708.00	14,934.0	1,201
Junior	\$4,083,949.00	14,089.5	1,029	\$853,181.00	2,996.0	413	\$4,937,130.00	17,085.5	1,442
Senior	\$5,147,420.00	17,827.0	1,308	\$1,903,546.00	6,861.0	1,015	\$7,050,966.00	24,688.0	2,323
5 Year	\$0.00	0.0	0	\$0.00	0.0	0	\$0.00	0.0	0
Associate	\$0.00	0.0	0	\$0.00	0.0	0	\$0.00	0.0	0
Graduate	\$3,262,629.00	7,994.5	898	\$402,230.00	1,017.5	334	\$3,664,859.00	9,012.0	1,232
Law	\$3,148,252.00	3,762.0	250	\$147,438.00	189.0	22	\$3,295,690.00	3,951.0	272
<u>Non-Degree</u>	<u>\$300,971.00</u>	<u>812.5</u>	<u>83</u>	<u>\$1,491,586.00</u>	<u>5,059.5</u>	<u>1,280</u>	<u>\$1,792,557.00</u>	<u>5,872.0</u>	<u>1,363</u>
Grand Total	\$24,407,832.00	71,106.0	5,469	\$5,679,085.00	19,057.5	3,454	\$30,086,917.00	90,163.5	8,923

University of Maine System
 Student Tuition Report
 University of Southern Maine
 1310: 2012 Fall

Report ID: umstutui
 Career: -ALL-
 As of : 10/15/2012
 Academic Prog: -ALL-
 Ethnic Grp: -ALL-
 Gender: -ALL-
 Source = Census

	Full-Time			Part-Time			Total		
	Revenue	Credit Hours	Count	Revenue	Credit Hours	Count	Revenue	Credit Hours	Count
In-State									
Freshman	\$3,181,651.00	12,540.5	882	\$292,726.00	1,068.0	142	\$3,474,377.00	13,608.5	1,024
Sophomore	\$2,995,198.00	11,790.5	853	\$518,157.00	1,906.5	247	\$3,513,355.00	13,697.0	1,100
Junior	\$3,319,904.00	13,049.5	954	\$792,671.00	2,966.0	412	\$4,112,575.00	16,015.5	1,366
Senior	\$4,516,551.00	17,689.5	1,301	\$1,869,982.00	7,183.5	1,062	\$6,386,533.00	24,873.0	2,363
5 Year	\$0.00	0.0	0	\$0.00	0.0	0	\$0.00	0.0	0
Associate	\$0.00	0.0	0	\$0.00	0.0	0	\$0.00	0.0	0
Graduate	\$2,872,298.00	7,561.0	822	\$449,976.00	1,169.0	395	\$3,322,274.00	8,730.0	1,217
Law	\$1,993,123.00	2,698.0	179	\$91,389.00	111.0	14	\$2,084,512.00	2,809.0	193
Non-Degree	\$236,646.00	780.5	86	\$1,223,078.00	4,397.5	1,152	\$1,459,724.00	5,178.0	1,238
Sub Total	\$19,115,371.00	66,109.5	5,077	\$5,237,979.00	18,801.5	3,424	\$24,353,350.00	84,911.0	8,501
Out-of-State									
Freshman	\$1,510,703.00	2,367.5	162	\$84,789.00	111.0	15	\$1,595,492.00	2,478.5	177
Sophomore	\$1,019,169.00	1,622.0	116	\$55,861.00	72.0	9	\$1,075,030.00	1,694.0	125
Junior	\$905,594.00	1,437.0	104	\$83,078.00	118.5	15	\$988,672.00	1,555.5	119
Senior	\$1,147,431.00	1,795.0	129	\$151,669.00	237.5	36	\$1,299,100.00	2,032.5	165
5 Year	\$0.00	0.0	0	\$0.00	0.0	0	\$0.00	0.0	0
Associate	\$0.00	0.0	0	\$0.00	0.0	0	\$0.00	0.0	0
Graduate	\$751,039.00	1,156.0	120	\$19,836.00	22.0	7	\$770,875.00	1,178.0	127
Law	\$1,293,240.00	1,202.0	80	\$30,024.00	27.0	3	\$1,323,264.00	1,229.0	83
Non-Degree	\$228,264.00	264.5	22	\$205,677.00	307.0	66	\$433,941.00	571.5	88
Sub Total	\$6,855,440.00	9,844.0	733	\$630,934.00	895.0	151	\$7,486,374.00	10,739.0	884
Total									
Freshman	\$4,692,354.00	14,908.0	1,044	\$377,515.00	1,179.0	157	\$5,069,869.00	16,087.0	1,201
Sophomore	\$4,014,367.00	13,412.5	969	\$574,018.00	1,978.5	256	\$4,588,385.00	15,391.0	1,225
Junior	\$4,225,498.00	14,486.5	1,058	\$875,749.00	3,084.5	427	\$5,101,247.00	17,571.0	1,485
Senior	\$5,663,982.00	19,484.5	1,430	\$2,021,651.00	7,421.0	1,098	\$7,685,633.00	26,905.5	2,528
5 Year	\$0.00	0.0	0	\$0.00	0.0	0	\$0.00	0.0	0
Associate	\$0.00	0.0	0	\$0.00	0.0	0	\$0.00	0.0	0
Graduate	\$3,623,337.00	8,717.0	942	\$469,812.00	1,191.0	402	\$4,093,149.00	9,908.0	1,344
Law	\$3,286,363.00	3,900.0	259	\$121,413.00	138.0	17	\$3,407,776.00	4,038.0	276
Non-Degree	\$464,910.00	1,045.0	108	\$1,428,755.00	4,704.5	1,218	\$1,893,665.00	5,749.5	1,326
Grand Total	\$25,970,811.00	75,953.5	5,810	\$5,868,913.00	19,696.5	3,575	\$31,839,724.00	95,650.0	9,385

University of Maine System
 Student Tuition Report
 University of Southern Maine
 1210: 2011 Fall

Page No. 6
 Run Date 10/15/2011
 Run Time 16:10:46

Report ID: umstutui
 Career: -ALL-
 As of : 10/15/2011
 Academic Prog: -ALL-
 Ethnic Grp: -ALL-
 Gender: -ALL-
 Source = Census

	Full-Time			Part-Time			Total		
	Revenue	Credit Hours	Count	Revenue	Credit Hours	Count	Revenue	Credit Hours	Count
In-State									
Freshman	\$2,848,056.00	11,181.0	785	\$293,610.00	1,032.5	125	\$3,141,666.00	12,213.5	910
Sophomore	\$3,030,488.00	11,883.0	873	\$577,617.00	2,093.5	275	\$3,608,105.00	13,976.5	1,148
Junior	\$3,384,426.00	13,278.0	971	\$807,084.00	2,985.0	419	\$4,191,510.00	16,263.0	1,390
Senior	\$4,429,914.00	17,351.5	1,270	\$1,810,144.00	6,842.0	1,044	\$6,240,058.00	24,193.5	2,314
5 Year	\$0.00	0.0	0	\$0.00	0.0	0	\$0.00	0.0	0
Associate	\$0.00	0.0	0	\$0.00	0.0	0	\$0.00	0.0	0
Graduate	\$2,828,357.00	7,432.0	835	\$446,366.00	1,170.0	390	\$3,274,723.00	8,602.0	1,225
Law	\$2,065,665.00	2,874.0	191	\$43,260.00	60.0	7	\$2,108,925.00	2,934.0	198
<u>Non-Degree</u>	<u>\$246,536.00</u>	<u>870.0</u>	<u>87</u>	<u>\$1,275,102.00</u>	<u>4,522.5</u>	<u>1,166</u>	<u>\$1,521,638.00</u>	<u>5,392.5</u>	<u>1,253</u>
Sub Total	\$18,833,442.00	64,869.5	5,012	\$5,253,183.00	18,705.5	3,426	\$24,086,625.00	83,575.0	8,438
Out-of-State									
Freshman	\$1,315,284.00	2,032.0	142	\$67,451.00	90.0	11	\$1,382,735.00	2,122.0	153
Sophomore	\$1,074,840.00	1,716.5	121	\$113,051.00	136.5	17	\$1,187,891.00	1,853.0	138
Junior	\$1,059,920.00	1,668.0	119	\$62,511.00	91.0	12	\$1,122,431.00	1,759.0	131
Senior	\$1,217,419.00	1,920.0	137	\$155,469.00	237.5	34	\$1,372,888.00	2,157.5	171
5 Year	\$0.00	0.0	0	\$0.00	0.0	0	\$0.00	0.0	0
Associate	\$0.00	0.0	0	\$0.00	0.0	0	\$0.00	0.0	0
Graduate	\$751,510.00	1,142.5	121	\$2,280.00	4.0	2	\$753,790.00	1,146.5	123
Law	\$1,120,965.00	1,064.0	71	\$48,057.00	38.0	4	\$1,169,022.00	1,102.0	75
<u>Non-Degree</u>	<u>\$124,806.00</u>	<u>144.0</u>	<u>12</u>	<u>\$190,923.00</u>	<u>279.5</u>	<u>60</u>	<u>\$315,729.00</u>	<u>423.5</u>	<u>72</u>
Sub Total	\$6,664,744.00	9,687.0	723	\$639,742.00	876.5	140	\$7,304,486.00	10,563.5	863
Total									
Freshman	\$4,163,340.00	13,213.0	927	\$361,061.00	1,122.5	136	\$4,524,401.00	14,335.5	1,063
Sophomore	\$4,105,328.00	13,599.5	994	\$690,668.00	2,230.0	292	\$4,795,996.00	15,829.5	1,286
Junior	\$4,444,346.00	14,946.0	1,090	\$869,595.00	3,076.0	431	\$5,313,941.00	18,022.0	1,521
Senior	\$5,647,333.00	19,271.5	1,407	\$1,965,613.00	7,079.5	1,078	\$7,612,946.00	26,351.0	2,485
5 Year	\$0.00	0.0	0	\$0.00	0.0	0	\$0.00	0.0	0
Associate	\$0.00	0.0	0	\$0.00	0.0	0	\$0.00	0.0	0
Graduate	\$3,579,867.00	8,574.5	956	\$448,646.00	1,174.0	392	\$4,028,513.00	9,748.5	1,348
Law	\$3,186,630.00	3,938.0	262	\$91,317.00	98.0	11	\$3,277,947.00	4,036.0	273
<u>Non-Degree</u>	<u>\$371,342.00</u>	<u>1,014.0</u>	<u>99</u>	<u>\$1,466,025.00</u>	<u>4,802.0</u>	<u>1,226</u>	<u>\$1,837,367.00</u>	<u>5,816.0</u>	<u>1,325</u>
Grand Total	\$25,498,186.00	74,556.5	5,735	\$5,892,925.00	19,582.0	3,566	\$31,391,111.00	94,138.5	9,301

University of Maine System
 Student Tuition Report
 University of Southern Maine
 1110: 2010 Fall

Report ID: umstutui
 Career: -ALL-
 As of : 10/15/2010
 Academic Prog: -ALL-
 Ethnic Grp: -ALL-
 Gender: -ALL-
 Source = Census

	Full-Time			Part-Time			Total		
	Revenue	Credit Hours	Count	Revenue	Credit Hours	Count	Revenue	Credit Hours	Count
In-State									
Freshman	\$3,130,875.00	12,838.5	896	\$336,259.00	1,243.0	166	\$3,467,134.00	14,081.5	1,062
Sophomore	\$3,199,364.00	13,114.5	952	\$566,767.00	2,109.0	288	\$3,766,131.00	15,223.5	1,240
Junior	\$3,468,849.00	14,233.0	1,031	\$741,246.00	2,899.0	409	\$4,210,095.00	17,132.0	1,440
Senior	\$3,853,085.00	15,742.0	1,157	\$1,716,589.00	6,792.5	1,028	\$5,569,674.00	22,534.5	2,185
5 Year	\$0.00	0.0	0	\$0.00	0.0	0	\$0.00	0.0	0
Associate	\$0.00	0.0	0	\$0.00	0.0	0	\$0.00	0.0	0
Graduate	\$2,920,019.00	8,034.5	890	\$863,569.00	2,361.5	786	\$3,783,588.00	10,396.0	1,676
Law	\$1,922,310.00	2,715.0	185	\$90,948.00	130.0	14	\$2,013,258.00	2,845.0	199
<u>Non-Degree</u>	<u>\$160,567.00</u>	<u>675.5</u>	<u>52</u>	<u>\$881,265.00</u>	<u>3,597.0</u>	<u>878</u>	<u>\$1,041,832.00</u>	<u>4,272.5</u>	<u>930</u>
Sub Total	\$18,655,069.00	67,353.0	5,163	\$5,196,643.00	19,132.0	3,569	\$23,851,712.00	86,485.0	8,732
Out-of-State									
Freshman	\$1,654,882.00	2,582.0	176	\$78,492.00	114.0	13	\$1,733,374.00	2,696.0	189
Sophomore	\$1,451,516.00	2,273.5	161	\$88,944.00	118.0	14	\$1,540,460.00	2,391.5	175
Junior	\$1,058,486.00	1,728.0	120	\$55,590.00	74.0	9	\$1,114,076.00	1,802.0	129
Senior	\$1,021,125.00	1,652.5	117	\$215,178.00	322.0	45	\$1,236,303.00	1,974.5	162
5 Year	\$0.00	0.0	0	\$0.00	0.0	0	\$0.00	0.0	0
Associate	\$0.00	0.0	0	\$0.00	0.0	0	\$0.00	0.0	0
Graduate	\$731,375.00	1,151.5	122	\$31,550.00	33.0	12	\$762,925.00	1,184.5	134
Law	\$1,262,610.00	1,231.0	83	\$10,494.00	11.0	1	\$1,273,104.00	1,242.0	84
<u>Non-Degree</u>	<u>\$55,590.00</u>	<u>85.0</u>	<u>7</u>	<u>\$122,298.00</u>	<u>183.0</u>	<u>42</u>	<u>\$177,888.00</u>	<u>268.0</u>	<u>49</u>
Sub Total	\$7,235,584.00	10,703.5	786	\$602,546.00	855.0	136	\$7,838,130.00	11,558.5	922
Total									
Freshman	\$4,785,757.00	15,420.5	1,072	\$414,751.00	1,357.0	179	\$5,200,508.00	16,777.5	1,251
Sophomore	\$4,650,880.00	15,388.0	1,113	\$655,711.00	2,227.0	302	\$5,306,591.00	17,615.0	1,415
Junior	\$4,527,335.00	15,961.0	1,151	\$796,836.00	2,973.0	418	\$5,324,171.00	18,934.0	1,569
Senior	\$4,874,210.00	17,394.5	1,274	\$1,931,767.00	7,114.5	1,073	\$6,805,977.00	24,509.0	2,347
5 Year	\$0.00	0.0	0	\$0.00	0.0	0	\$0.00	0.0	0
Associate	\$0.00	0.0	0	\$0.00	0.0	0	\$0.00	0.0	0
Graduate	\$3,651,394.00	9,186.0	1,012	\$895,119.00	2,394.5	798	\$4,546,513.00	11,580.5	1,810
Law	\$3,184,920.00	3,946.0	268	\$101,442.00	141.0	15	\$3,286,362.00	4,087.0	283
<u>Non-Degree</u>	<u>\$216,157.00</u>	<u>760.5</u>	<u>59</u>	<u>\$1,003,563.00</u>	<u>3,780.0</u>	<u>920</u>	<u>\$1,219,720.00</u>	<u>4,540.5</u>	<u>979</u>
Grand Total	\$25,890,653.00	78,056.5	5,949	\$5,799,189.00	19,987.0	3,705	\$31,689,842.00	98,043.5	9,654

Report ID: umstutui
 Career: -ALL-
 As of : 10/15/2009
 Academic Prog: -ALL-
 Ethnic Grp: -ALL-
 Gender: -ALL-

University of Maine System
 Student Tuition Report
 University of Southern Maine
 1010: 2009 Fall

Page No. 6
 Run Date 11/05/2009
 Run Time 08:16:58

	Full-Time			Part-Time			Total		
	Revenue	Credit Hours	Count	Revenue	Credit Hours	Count	Revenue	Credit Hours	Count
In-State									
Freshman	\$3,150,546.00	13,689.0	962	\$342,465.00	1,391.0	180	\$3,493,011.00	15,080.0	1,142
Sophomore	\$3,264,904.00	14,121.5	1,030	\$509,944.00	2,027.5	282	\$3,774,848.00	16,149.0	1,312
Junior	\$2,983,173.00	12,911.5	942	\$734,013.00	3,059.5	436	\$3,717,186.00	15,971.0	1,378
Senior	\$3,453,660.00	14,954.0	1,107	\$1,486,081.00	6,215.0	949	\$4,939,741.00	21,169.0	2,056
5 Year	\$0.00	0.0	0	\$0.00	0.0	0	\$0.00	0.0	0
Associate	\$0.00	0.0	0	\$0.00	0.0	0	\$0.00	0.0	0
Graduate	\$2,492,525.00	7,314.5	819	\$852,805.00	2,478.5	822	\$3,345,330.00	9,793.0	1,641
Law	\$1,894,701.00	2,929.0	197	\$33,099.00	51.0	7	\$1,927,800.00	2,980.0	204
Non-Degree	\$109,842.00	490.5	37	\$929,692.00	4,056.5	973	\$1,039,534.00	4,547.0	1,010
Sub Total	\$17,349,351.00	66,410.0	5,094	\$4,888,099.00	19,279.0	3,649	\$22,237,450.00	85,689.0	8,743
Out-of-State									
Freshman	\$1,879,257.00	3,048.0	210	\$48,488.00	69.0	8	\$1,927,745.00	3,117.0	218
Sophomore	\$1,460,510.00	2,459.5	174	\$39,556.00	58.0	7	\$1,500,066.00	2,517.5	181
Junior	\$849,225.00	1,388.0	97	\$47,850.00	75.0	10	\$897,075.00	1,463.0	107
Senior	\$1,033,197.00	1,720.0	121	\$183,705.00	292.5	37	\$1,216,902.00	2,012.5	158
5 Year	\$0.00	0.0	0	\$0.00	0.0	0	\$0.00	0.0	0
Associate	\$0.00	0.0	0	\$0.00	0.0	0	\$0.00	0.0	0
Graduate	\$675,416.00	1,147.0	120	\$18,817.00	25.0	9	\$694,233.00	1,172.0	129
Law	\$913,455.00	943.0	63	\$0.00	0.0	0	\$913,455.00	943.0	63
Non-Degree	\$80,707.00	126.5	10	\$131,346.00	216.0	46	\$212,053.00	342.5	56
Sub Total	\$6,891,767.00	10,832.0	795	\$469,762.00	735.5	117	\$7,361,529.00	11,567.5	912
Total									
Freshman	\$5,029,803.00	16,737.0	1,172	\$390,953.00	1,460.0	188	\$5,420,756.00	18,197.0	1,360
Sophomore	\$4,725,414.00	16,581.0	1,204	\$549,500.00	2,085.5	289	\$5,274,914.00	18,666.5	1,493
Junior	\$3,832,398.00	14,299.5	1,039	\$781,863.00	3,134.5	446	\$4,614,261.00	17,434.0	1,485
Senior	\$4,486,857.00	16,674.0	1,228	\$1,669,786.00	6,507.5	986	\$6,156,643.00	23,181.5	2,214
5 Year	\$0.00	0.0	0	\$0.00	0.0	0	\$0.00	0.0	0
Associate	\$0.00	0.0	0	\$0.00	0.0	0	\$0.00	0.0	0
Graduate	\$3,167,941.00	8,461.5	939	\$871,622.00	2,503.5	831	\$4,039,563.00	10,965.0	1,770
Law	\$2,808,156.00	3,872.0	260	\$33,099.00	51.0	7	\$2,841,255.00	3,923.0	267
Non-Degree	\$190,549.00	617.0	47	\$1,061,038.00	4,272.5	1,019	\$1,251,587.00	4,889.5	1,066
Grand Total	\$24,241,118.00	77,242.0	5,889	\$5,357,861.00	20,014.5	3,766	\$29,598,979.00	97,256.5	9,655

University of Maine System
 Student Tuition Report
 University of Southern Maine
 0910: 2008 Fall

Page No. 6
 Run Date 10/15/2008
 Run Time 16:01:55

Report ID: umstutui
 Career: -ALL-
 As of : 10/15/2008
 Academic Prog: -ALL-
 Ethnic Grp: -ALL-
 Gender: -ALL-

	Full-Time			Part-Time			Total		
	Revenue	Credit Hours	Count	Revenue	Credit Hours	Count	Revenue	Credit Hours	Count
In-State									
Freshman	\$3,551,765.00	16,267.0	1,161	\$306,508.00	1,279.0	171	\$3,858,273.00	17,546.0	1,332
Sophomore	\$2,567,822.00	11,702.5	852	\$491,045.00	2,097.5	292	\$3,058,867.00	13,800.0	1,144
Junior	\$2,713,664.00	12,445.5	907	\$639,939.00	2,854.0	404	\$3,353,603.00	15,299.5	1,311
Senior	\$3,053,635.00	13,880.0	1,017	\$1,403,266.00	6,291.5	978	\$4,456,901.00	20,171.5	1,995
5 Year	\$0.00	0.0	0	\$0.00	0.0	0	\$0.00	0.0	0
Associate	\$0.00	0.0	0	\$0.00	0.0	0	\$0.00	0.0	0
Graduate	\$2,231,709.00	6,963.5	793	\$893,176.00	2,800.5	928	\$3,124,885.00	9,764.0	1,721
Law	\$1,824,372.00	2,985.5	199	\$31,824.00	45.0	6	\$1,856,196.00	3,030.5	205
Non-Degree	\$233,914.00	1,084.0	82	\$1,173,056.00	5,311.5	1,242	\$1,406,970.00	6,395.5	1,324
Sub Total	\$16,176,881.00	65,328.0	5,011	\$4,938,814.00	20,679.0	4,021	\$21,115,695.00	86,007.0	9,032
Out-of-State									
Freshman	\$2,333,757.00	4,037.0	281	\$59,899.00	96.5	10	\$2,393,656.00	4,133.5	291
Sophomore	\$1,026,707.00	1,749.0	126	\$54,243.00	89.5	11	\$1,080,950.00	1,838.5	137
Junior	\$935,406.00	1,625.0	113	\$43,344.00	65.0	8	\$978,750.00	1,690.0	121
Senior	\$871,698.00	1,545.5	108	\$183,688.00	306.5	44	\$1,055,386.00	1,852.0	152
5 Year	\$0.00	0.0	0	\$0.00	0.0	0	\$0.00	0.0	0
Associate	\$0.00	0.0	0	\$0.00	0.0	0	\$0.00	0.0	0
Graduate	\$658,923.00	1,194.5	127	\$30,749.00	43.0	13	\$689,672.00	1,237.5	140
Law	\$866,772.00	937.0	62	\$19,240.00	20.0	2	\$886,012.00	957.0	64
Non-Degree	\$103,566.00	186.0	14	\$169,339.00	283.0	58	\$272,905.00	469.0	72
Sub Total	\$6,796,829.00	11,274.0	831	\$560,502.00	903.5	146	\$7,357,331.00	12,177.5	977
Total									
Freshman	\$5,885,522.00	20,304.0	1,442	\$366,407.00	1,375.5	181	\$6,251,929.00	21,679.5	1,623
Sophomore	\$3,594,529.00	13,451.5	978	\$545,288.00	2,187.0	303	\$4,139,817.00	15,638.5	1,281
Junior	\$3,649,070.00	14,070.5	1,020	\$683,283.00	2,919.0	412	\$4,332,353.00	16,989.5	1,432
Senior	\$3,925,333.00	15,425.5	1,125	\$1,586,954.00	6,598.0	1,022	\$5,512,287.00	22,023.5	2,147
5 Year	\$0.00	0.0	0	\$0.00	0.0	0	\$0.00	0.0	0
Associate	\$0.00	0.0	0	\$0.00	0.0	0	\$0.00	0.0	0
Graduate	\$2,890,632.00	8,158.0	920	\$923,925.00	2,843.5	941	\$3,814,557.00	11,001.5	1,861
Law	\$2,691,144.00	3,922.5	261	\$51,064.00	65.0	8	\$2,742,208.00	3,987.5	269
Non-Degree	\$337,480.00	1,270.0	96	\$1,342,395.00	5,594.5	1,300	\$1,679,875.00	6,864.5	1,396
Grand Total	\$22,973,710.00	76,602.0	5,842	\$5,499,316.00	21,582.5	4,167	\$28,473,026.00	98,184.5	10,009

University of Maine System
Student Tuition Report
University of Southern Maine
1510: 2014 Fall

Page No. 6
Run Date 10/15/2014
Run Time 11:30:21

Report ID: umstutui
Career: -ALL-
As of : 10/15/2014
Academic Prog: -ALL-
Ethnic Grp: -ALL-
Gender: -ALL-
Source = Census

	Full-Time			Part-Time			Total		
	Revenue	Credit Hours	Count	Revenue	Credit Hours	Count	Revenue	Credit Hours	Count
In-State									
Freshman	\$2,392,668.00	9,430.5	690	\$266,921.00	972.5	130	\$2,659,589.00	10,403.0	820
Sophomore	\$2,716,020.00	10,700.0	772	\$438,592.00	1,635.0	216	\$3,154,612.00	12,335.0	988
Junior	\$3,089,664.00	12,152.5	883	\$716,506.00	2,676.0	362	\$3,806,170.00	14,828.5	1,245
Senior	\$3,863,795.00	15,182.5	1,122	\$1,742,333.00	6,660.0	1,025	\$5,606,128.00	21,842.5	2,147
5 Year	\$0.00	0.0	0	\$0.00	0.0	0	\$0.00	0.0	0
Associate	\$0.00	0.0	0	\$0.00	0.0	0	\$0.00	0.0	0
Graduate	\$2,690,077.00	7,086.0	808	\$373,917.00	978.5	325	\$3,063,994.00	8,064.5	1,133
Law	\$2,029,402.00	2,725.0	182	\$65,021.00	87.0	11	\$2,094,423.00	2,812.0	193
Non-Degree	\$158,342.00	537.0	55	\$1,150,467.00	4,126.5	1,068	\$1,308,809.00	4,663.5	1,123
Sub Total	\$16,939,968.00	57,813.5	4,512	\$4,753,757.00	17,135.5	3,137	\$21,693,725.00	74,949.0	7,649
Out-of-State									
Freshman	\$1,587,031.00	2,575.5	183	\$34,581.00	52.0	7	\$1,621,612.00	2,627.5	190
Sophomore	\$1,006,533.00	1,592.5	112	\$77,474.00	103.0	13	\$1,084,007.00	1,695.5	125
Junior	\$931,719.00	1,461.5	103	\$51,965.00	88.0	12	\$983,684.00	1,549.5	115
Senior	\$763,091.00	1,226.0	87	\$160,314.00	255.0	39	\$923,405.00	1,481.0	126
5 Year	\$0.00	0.0	0	\$0.00	0.0	0	\$0.00	0.0	0
Associate	\$0.00	0.0	0	\$0.00	0.0	0	\$0.00	0.0	0
Graduate	\$642,983.00	1,041.5	108	\$6,840.00	8.0	3	\$649,823.00	1,049.5	111
Law	\$884,550.00	800.0	54	\$33,394.00	26.0	3	\$917,944.00	826.0	57
Non-Degree	\$106,620.00	120.0	10	\$138,432.00	195.0	45	\$245,052.00	315.0	55
Sub Total	\$5,922,527.00	8,817.0	657	\$503,000.00	727.0	122	\$6,425,527.00	9,544.0	779
Total									
Freshman	\$3,979,699.00	12,006.0	873	\$301,502.00	1,024.5	137	\$4,281,201.00	13,030.5	1,010
Sophomore	\$3,722,553.00	12,292.5	884	\$516,066.00	1,738.0	229	\$4,238,619.00	14,030.5	1,113
Junior	\$4,021,383.00	13,614.0	986	\$768,471.00	2,764.0	374	\$4,789,854.00	16,378.0	1,360
Senior	\$4,626,886.00	16,408.5	1,209	\$1,902,647.00	6,915.0	1,064	\$6,529,533.00	23,323.5	2,273
5 Year	\$0.00	0.0	0	\$0.00	0.0	0	\$0.00	0.0	0
Associate	\$0.00	0.0	0	\$0.00	0.0	0	\$0.00	0.0	0
Graduate	\$3,333,060.00	8,127.5	916	\$380,757.00	986.5	328	\$3,713,817.00	9,114.0	1,244
Law	\$2,913,952.00	3,525.0	236	\$98,415.00	113.0	14	\$3,012,367.00	3,638.0	250
Non-Degree	\$264,962.00	657.0	65	\$1,288,899.00	4,321.5	1,113	\$1,553,861.00	4,978.5	1,178
Grand Total	\$22,862,495.00	66,630.5	5,169	\$5,256,757.00	17,862.5	3,259	\$28,119,252.00	84,493.0	8,428

University of Maine System
 Student Tuition Report
 University of Southern Maine
 1410: 2013 Fall

Report ID: umstutui
 Career: -ALL-
 As of : 10/15/2013
 Academic Prog: -ALL-
 Ethnic Grp: -ALL-
 Gender: -ALL-
 Source = Census

	Full-Time			Part-Time			Total		
	Revenue	Credit Hours	Count	Revenue	Credit Hours	Count	Revenue	Credit Hours	Count
In-State									
Freshman	\$2,842,376.00	11,171.0	792	\$251,361.00	901.5	119	\$3,093,737.00	12,072.5	911
Sophomore	\$2,811,398.00	11,046.5	803	\$503,866.00	1,855.0	250	\$3,315,264.00	12,901.5	1,053
Junior	\$3,245,142.00	12,781.5	934	\$776,468.00	2,878.5	399	\$4,021,610.00	15,660.0	1,333
Senior	\$4,139,468.00	16,194.0	1,194	\$1,709,649.00	6,565.0	971	\$5,849,117.00	22,759.0	2,165
5 Year	\$0.00	0.0	0	\$0.00	0.0	0	\$0.00	0.0	0
Associate	\$0.00	0.0	0	\$0.00	0.0	0	\$0.00	0.0	0
Graduate	\$2,643,608.00	6,949.5	787	\$385,700.00	997.5	328	\$3,029,308.00	7,947.0	1,115
Law	\$2,007,112.00	2,710.0	180	\$126,310.00	170.0	20	\$2,133,422.00	2,880.0	200
Non-Degree	\$198,219.00	664.5	70	\$1,328,875.00	4,817.0	1,223	\$1,527,094.00	5,481.5	1,293
Sub Total	\$17,887,323.00	61,517.0	4,760	\$5,082,229.00	18,184.5	3,310	\$22,969,552.00	79,701.5	8,070
Out-of-State									
Freshman	\$1,578,057.00	2,483.0	171	\$48,213.00	65.5	8	\$1,626,270.00	2,548.5	179
Sophomore	\$1,232,780.00	1,920.0	135	\$77,664.00	112.5	13	\$1,310,444.00	2,032.5	148
Junior	\$838,807.00	1,308.0	95	\$76,713.00	117.5	14	\$915,520.00	1,425.5	109
Senior	\$1,007,952.00	1,633.0	114	\$193,897.00	296.0	44	\$1,201,849.00	1,929.0	158
5 Year	\$0.00	0.0	0	\$0.00	0.0	0	\$0.00	0.0	0
Associate	\$0.00	0.0	0	\$0.00	0.0	0	\$0.00	0.0	0
Graduate	\$619,021.00	1,045.0	111	\$16,530.00	20.0	6	\$635,551.00	1,065.0	117
Law	\$1,141,140.00	1,052.0	70	\$21,128.00	19.0	2	\$1,162,268.00	1,071.0	72
Non-Degree	\$102,752.00	148.0	13	\$162,711.00	242.5	57	\$265,463.00	390.5	70
Sub Total	\$6,520,509.00	9,589.0	709	\$596,856.00	873.0	144	\$7,117,365.00	10,462.0	853
Total									
Freshman	\$4,420,433.00	13,654.0	963	\$299,574.00	967.0	127	\$4,720,007.00	14,621.0	1,090
Sophomore	\$4,044,178.00	12,966.5	938	\$581,530.00	1,967.5	263	\$4,625,708.00	14,934.0	1,201
Junior	\$4,083,949.00	14,089.5	1,029	\$853,181.00	2,996.0	413	\$4,937,130.00	17,085.5	1,442
Senior	\$5,147,420.00	17,827.0	1,308	\$1,903,546.00	6,861.0	1,015	\$7,050,966.00	24,688.0	2,323
5 Year	\$0.00	0.0	0	\$0.00	0.0	0	\$0.00	0.0	0
Associate	\$0.00	0.0	0	\$0.00	0.0	0	\$0.00	0.0	0
Graduate	\$3,262,629.00	7,994.5	898	\$402,230.00	1,017.5	334	\$3,664,859.00	9,012.0	1,232
Law	\$3,148,252.00	3,762.0	250	\$147,438.00	189.0	22	\$3,295,690.00	3,951.0	272
Non-Degree	\$300,971.00	812.5	83	\$1,491,586.00	5,059.5	1,280	\$1,792,557.00	5,872.0	1,363
Grand Total	\$24,407,832.00	71,106.0	5,469	\$5,679,085.00	19,057.5	3,454	\$30,086,917.00	90,163.5	8,923

University of Maine System
 Student Tuition Report
 University of Southern Maine
 1310: 2012 Fall

Page No. 6
 Run Date 10/15/2012
 Run Time 16:42:34

Report ID: umstutui
 Career: -ALL-
 As of : 10/15/2012
 Academic Prog: -ALL-
 Ethnic Grp: -ALL-
 Gender: -ALL-
 Source = Census

	Full-Time			Part-Time			Total		
	Revenue	Credit Hours	Count	Revenue	Credit Hours	Count	Revenue	Credit Hours	Count
In-State									
Freshman	\$3,181,651.00	12,540.5	882	\$292,726.00	1,068.0	142	\$3,474,377.00	13,608.5	1,024
Sophomore	\$2,995,198.00	11,790.5	853	\$518,157.00	1,906.5	247	\$3,513,355.00	13,697.0	1,100
Junior	\$3,319,904.00	13,049.5	954	\$792,671.00	2,966.0	412	\$4,112,575.00	16,015.5	1,366
Senior	\$4,516,551.00	17,689.5	1,301	\$1,869,982.00	7,183.5	1,062	\$6,386,533.00	24,873.0	2,363
5 Year	\$0.00	0.0	0	\$0.00	0.0	0	\$0.00	0.0	0
Associate	\$0.00	0.0	0	\$0.00	0.0	0	\$0.00	0.0	0
Graduate	\$2,872,298.00	7,561.0	822	\$449,976.00	1,169.0	395	\$3,322,274.00	8,730.0	1,217
Law	\$1,993,123.00	2,698.0	179	\$91,389.00	111.0	14	\$2,084,512.00	2,809.0	193
Non-Degree	\$236,646.00	780.5	86	\$1,223,078.00	4,397.5	1,152	\$1,459,724.00	5,178.0	1,238
Sub Total	\$19,115,371.00	66,109.5	5,077	\$5,237,979.00	18,801.5	3,424	\$24,353,350.00	84,911.0	8,501
Out-of-State									
Freshman	\$1,510,703.00	2,367.5	162	\$84,789.00	111.0	15	\$1,595,492.00	2,478.5	177
Sophomore	\$1,019,169.00	1,622.0	116	\$55,861.00	72.0	9	\$1,075,030.00	1,694.0	125
Junior	\$905,594.00	1,437.0	104	\$83,078.00	118.5	15	\$988,672.00	1,555.5	119
Senior	\$1,147,431.00	1,795.0	129	\$151,669.00	237.5	36	\$1,299,100.00	2,032.5	165
5 Year	\$0.00	0.0	0	\$0.00	0.0	0	\$0.00	0.0	0
Associate	\$0.00	0.0	0	\$0.00	0.0	0	\$0.00	0.0	0
Graduate	\$751,039.00	1,156.0	120	\$19,836.00	22.0	7	\$770,875.00	1,178.0	127
Law	\$1,293,240.00	1,202.0	80	\$30,024.00	27.0	3	\$1,323,264.00	1,229.0	83
Non-Degree	\$228,264.00	264.5	22	\$205,677.00	307.0	66	\$433,941.00	571.5	88
Sub Total	\$6,855,440.00	9,844.0	733	\$630,934.00	895.0	151	\$7,486,374.00	10,739.0	884
Total									
Freshman	\$4,692,354.00	14,908.0	1,044	\$377,515.00	1,179.0	157	\$5,069,869.00	16,087.0	1,201
Sophomore	\$4,014,367.00	13,412.5	969	\$574,018.00	1,978.5	256	\$4,588,385.00	15,391.0	1,225
Junior	\$4,225,498.00	14,486.5	1,058	\$875,749.00	3,084.5	427	\$5,101,247.00	17,571.0	1,485
Senior	\$5,663,982.00	19,484.5	1,430	\$2,021,651.00	7,421.0	1,098	\$7,685,633.00	26,905.5	2,528
5 Year	\$0.00	0.0	0	\$0.00	0.0	0	\$0.00	0.0	0
Associate	\$0.00	0.0	0	\$0.00	0.0	0	\$0.00	0.0	0
Graduate	\$3,623,337.00	8,717.0	942	\$469,812.00	1,191.0	402	\$4,093,149.00	9,908.0	1,344
Law	\$3,286,363.00	3,900.0	259	\$121,413.00	138.0	17	\$3,407,776.00	4,038.0	276
Non-Degree	\$464,910.00	1,045.0	108	\$1,428,755.00	4,704.5	1,218	\$1,893,665.00	5,749.5	1,326
Grand Total	\$25,970,811.00	75,953.5	5,810	\$5,868,913.00	19,696.5	3,575	\$31,839,724.00	95,650.0	9,385

University of Maine System
 Student Tuition Report
 University of Southern Maine
 1210: 2011 Fall

Page No. 6
 Run Date 10/15/2011
 Run Time 16:10:46

Report ID: umstutui
 Career: -ALL-
 As of : 10/15/2011
 Academic Prog: -ALL-
 Ethnic Grp: -ALL-
 Gender: -ALL-
 Source = Census

	Full-Time			Part-Time			Total		
	Revenue	Credit Hours	Count	Revenue	Credit Hours	Count	Revenue	Credit Hours	Count
In-State									
Freshman	\$2,848,056.00	11,181.0	785	\$293,610.00	1,032.5	125	\$3,141,666.00	12,213.5	910
Sophomore	\$3,030,488.00	11,883.0	873	\$577,617.00	2,093.5	275	\$3,608,105.00	13,976.5	1,148
Junior	\$3,384,426.00	13,278.0	971	\$807,084.00	2,985.0	419	\$4,191,510.00	16,263.0	1,390
Senior	\$4,429,914.00	17,351.5	1,270	\$1,810,144.00	6,842.0	1,044	\$6,240,058.00	24,193.5	2,314
5 Year	\$0.00	0.0	0	\$0.00	0.0	0	\$0.00	0.0	0
Associate	\$0.00	0.0	0	\$0.00	0.0	0	\$0.00	0.0	0
Graduate	\$2,828,357.00	7,432.0	835	\$446,366.00	1,170.0	390	\$3,274,723.00	8,602.0	1,225
Law	\$2,065,665.00	2,874.0	191	\$43,260.00	60.0	7	\$2,108,925.00	2,934.0	198
<u>Non-Degree</u>	<u>\$246,536.00</u>	<u>870.0</u>	<u>87</u>	<u>\$1,275,102.00</u>	<u>4,522.5</u>	<u>1,166</u>	<u>\$1,521,638.00</u>	<u>5,392.5</u>	<u>1,253</u>
Sub Total	\$18,833,442.00	64,869.5	5,012	\$5,253,183.00	18,705.5	3,426	\$24,086,625.00	83,575.0	8,438
Out-of-State									
Freshman	\$1,315,284.00	2,032.0	142	\$67,451.00	90.0	11	\$1,382,735.00	2,122.0	153
Sophomore	\$1,074,840.00	1,716.5	121	\$113,051.00	136.5	17	\$1,187,891.00	1,853.0	138
Junior	\$1,059,920.00	1,668.0	119	\$62,511.00	91.0	12	\$1,122,431.00	1,759.0	131
Senior	\$1,217,419.00	1,920.0	137	\$155,469.00	237.5	34	\$1,372,888.00	2,157.5	171
5 Year	\$0.00	0.0	0	\$0.00	0.0	0	\$0.00	0.0	0
Associate	\$0.00	0.0	0	\$0.00	0.0	0	\$0.00	0.0	0
Graduate	\$751,510.00	1,142.5	121	\$2,280.00	4.0	2	\$753,790.00	1,146.5	123
Law	\$1,120,965.00	1,064.0	71	\$48,057.00	38.0	4	\$1,169,022.00	1,102.0	75
<u>Non-Degree</u>	<u>\$124,806.00</u>	<u>144.0</u>	<u>12</u>	<u>\$190,923.00</u>	<u>279.5</u>	<u>60</u>	<u>\$315,729.00</u>	<u>423.5</u>	<u>72</u>
Sub Total	\$6,664,744.00	9,687.0	723	\$639,742.00	876.5	140	\$7,304,486.00	10,563.5	863
Total									
Freshman	\$4,163,340.00	13,213.0	927	\$361,061.00	1,122.5	136	\$4,524,401.00	14,335.5	1,063
Sophomore	\$4,105,328.00	13,599.5	994	\$690,668.00	2,230.0	292	\$4,795,996.00	15,829.5	1,286
Junior	\$4,444,346.00	14,946.0	1,090	\$869,595.00	3,076.0	431	\$5,313,941.00	18,022.0	1,521
Senior	\$5,647,333.00	19,271.5	1,407	\$1,965,613.00	7,079.5	1,078	\$7,612,946.00	26,351.0	2,485
5 Year	\$0.00	0.0	0	\$0.00	0.0	0	\$0.00	0.0	0
Associate	\$0.00	0.0	0	\$0.00	0.0	0	\$0.00	0.0	0
Graduate	\$3,579,867.00	8,574.5	956	\$448,646.00	1,174.0	392	\$4,028,513.00	9,748.5	1,348
Law	\$3,186,630.00	3,938.0	262	\$91,317.00	98.0	11	\$3,277,947.00	4,036.0	273
<u>Non-Degree</u>	<u>\$371,342.00</u>	<u>1,014.0</u>	<u>99</u>	<u>\$1,466,025.00</u>	<u>4,802.0</u>	<u>1,226</u>	<u>\$1,837,367.00</u>	<u>5,816.0</u>	<u>1,325</u>
Grand Total	\$25,498,186.00	74,556.5	5,735	\$5,892,925.00	19,582.0	3,566	\$31,391,111.00	94,138.5	9,301

University of Maine System
 Student Tuition Report
University of Southern Maine
 1110: 2010 Fall

Report ID: umstutui
 Career: -ALL-
 As of : 10/15/2010
 Academic Prog: -ALL-
 Ethnic Grp: -ALL-
 Gender: -ALL-
 Source = Census

	Full-Time			Part-Time			Total		
	Revenue	Credit Hours	Count	Revenue	Credit Hours	Count	Revenue	Credit Hours	Count
In-State									
Freshman	\$3,130,875.00	12,838.5	896	\$336,259.00	1,243.0	166	\$3,467,134.00	14,081.5	1,062
Sophomore	\$3,199,364.00	13,114.5	952	\$566,767.00	2,109.0	288	\$3,766,131.00	15,223.5	1,240
Junior	\$3,468,849.00	14,233.0	1,031	\$741,246.00	2,899.0	409	\$4,210,095.00	17,132.0	1,440
Senior	\$3,853,085.00	15,742.0	1,157	\$1,716,589.00	6,792.5	1,028	\$5,569,674.00	22,534.5	2,185
5 Year	\$0.00	0.0	0	\$0.00	0.0	0	\$0.00	0.0	0
Associate	\$0.00	0.0	0	\$0.00	0.0	0	\$0.00	0.0	0
Graduate	\$2,920,019.00	8,034.5	890	\$863,569.00	2,361.5	786	\$3,783,588.00	10,396.0	1,676
Law	\$1,922,310.00	2,715.0	185	\$90,948.00	130.0	14	\$2,013,258.00	2,845.0	199
Non-Degree	\$160,567.00	675.5	52	\$881,265.00	3,597.0	878	\$1,041,832.00	4,272.5	930
Sub Total	\$18,655,069.00	67,353.0	5,163	\$5,196,643.00	19,132.0	3,569	\$23,851,712.00	86,485.0	8,732
Out-of-State									
Freshman	\$1,654,882.00	2,582.0	176	\$78,492.00	114.0	13	\$1,733,374.00	2,696.0	189
Sophomore	\$1,451,516.00	2,273.5	161	\$88,944.00	118.0	14	\$1,540,460.00	2,391.5	175
Junior	\$1,058,486.00	1,728.0	120	\$55,590.00	74.0	9	\$1,114,076.00	1,802.0	129
Senior	\$1,021,125.00	1,652.5	117	\$215,178.00	322.0	45	\$1,236,303.00	1,974.5	162
5 Year	\$0.00	0.0	0	\$0.00	0.0	0	\$0.00	0.0	0
Associate	\$0.00	0.0	0	\$0.00	0.0	0	\$0.00	0.0	0
Graduate	\$731,375.00	1,151.5	122	\$31,550.00	33.0	12	\$762,925.00	1,184.5	134
Law	\$1,262,610.00	1,231.0	83	\$10,494.00	11.0	1	\$1,273,104.00	1,242.0	84
Non-Degree	\$55,590.00	85.0	7	\$122,298.00	183.0	42	\$177,888.00	268.0	49
Sub Total	\$7,235,584.00	10,703.5	786	\$602,546.00	855.0	136	\$7,838,130.00	11,558.5	922
Total									
Freshman	\$4,785,757.00	15,420.5	1,072	\$414,751.00	1,357.0	179	\$5,200,508.00	16,777.5	1,251
Sophomore	\$4,650,880.00	15,388.0	1,113	\$655,711.00	2,227.0	302	\$5,306,591.00	17,615.0	1,415
Junior	\$4,527,335.00	15,961.0	1,151	\$796,836.00	2,973.0	418	\$5,324,171.00	18,934.0	1,569
Senior	\$4,874,210.00	17,394.5	1,274	\$1,931,767.00	7,114.5	1,073	\$6,805,977.00	24,509.0	2,347
5 Year	\$0.00	0.0	0	\$0.00	0.0	0	\$0.00	0.0	0
Associate	\$0.00	0.0	0	\$0.00	0.0	0	\$0.00	0.0	0
Graduate	\$3,651,394.00	9,186.0	1,012	\$895,119.00	2,394.5	798	\$4,546,513.00	11,580.5	1,810
Law	\$3,184,920.00	3,946.0	268	\$101,442.00	141.0	15	\$3,286,362.00	4,087.0	283
Non-Degree	\$216,157.00	760.5	59	\$1,003,563.00	3,780.0	920	\$1,219,720.00	4,540.5	979
Grand Total	\$25,890,653.00	78,056.5	5,949	\$5,799,189.00	19,987.0	3,705	\$31,689,842.00	98,043.5	9,654

Report ID: umstutui
 Career: -ALL-
 As of : 10/15/2009
 Academic Prog: -ALL-
 Ethnic Grp: -ALL-
 Gender: -ALL-

University of Maine System
 Student Tuition Report
 University of Southern Maine
 1010: 2009 Fall

Page No. 6
 Run Date 11/05/2009
 Run Time 08:16:58

	Full-Time			Part-Time			Total		
	Revenue	Credit Hours	Count	Revenue	Credit Hours	Count	Revenue	Credit Hours	Count
In-State									
Freshman	\$3,150,546.00	13,689.0	962	\$342,465.00	1,391.0	180	\$3,493,011.00	15,080.0	1,142
Sophomore	\$3,264,904.00	14,121.5	1,030	\$509,944.00	2,027.5	282	\$3,774,848.00	16,149.0	1,312
Junior	\$2,983,173.00	12,911.5	942	\$734,013.00	3,059.5	436	\$3,717,186.00	15,971.0	1,378
Senior	\$3,453,660.00	14,954.0	1,107	\$1,486,081.00	6,215.0	949	\$4,939,741.00	21,169.0	2,056
5 Year	\$0.00	0.0	0	\$0.00	0.0	0	\$0.00	0.0	0
Associate	\$0.00	0.0	0	\$0.00	0.0	0	\$0.00	0.0	0
Graduate	\$2,492,525.00	7,314.5	819	\$852,805.00	2,478.5	822	\$3,345,330.00	9,793.0	1,641
Law	\$1,894,701.00	2,929.0	197	\$33,099.00	51.0	7	\$1,927,800.00	2,980.0	204
Non-Degree	\$109,842.00	490.5	37	\$929,692.00	4,056.5	973	\$1,039,534.00	4,547.0	1,010
Sub Total	\$17,349,351.00	66,410.0	5,094	\$4,888,099.00	19,279.0	3,649	\$22,237,450.00	85,689.0	8,743
Out-of-State									
Freshman	\$1,879,257.00	3,048.0	210	\$48,488.00	69.0	8	\$1,927,745.00	3,117.0	218
Sophomore	\$1,460,510.00	2,459.5	174	\$39,556.00	58.0	7	\$1,500,066.00	2,517.5	181
Junior	\$849,225.00	1,388.0	97	\$47,850.00	75.0	10	\$897,075.00	1,463.0	107
Senior	\$1,033,197.00	1,720.0	121	\$183,705.00	292.5	37	\$1,216,902.00	2,012.5	158
5 Year	\$0.00	0.0	0	\$0.00	0.0	0	\$0.00	0.0	0
Associate	\$0.00	0.0	0	\$0.00	0.0	0	\$0.00	0.0	0
Graduate	\$675,416.00	1,147.0	120	\$18,817.00	25.0	9	\$694,233.00	1,172.0	129
Law	\$913,455.00	943.0	63	\$0.00	0.0	0	\$913,455.00	943.0	63
Non-Degree	\$80,707.00	126.5	10	\$131,346.00	216.0	46	\$212,053.00	342.5	56
Sub Total	\$6,891,767.00	10,832.0	795	\$469,762.00	735.5	117	\$7,361,529.00	11,567.5	912
Total									
Freshman	\$5,029,803.00	16,737.0	1,172	\$390,953.00	1,460.0	188	\$5,420,756.00	18,197.0	1,360
Sophomore	\$4,725,414.00	16,581.0	1,204	\$549,500.00	2,085.5	289	\$5,274,914.00	18,666.5	1,493
Junior	\$3,832,398.00	14,299.5	1,039	\$781,863.00	3,134.5	446	\$4,614,261.00	17,434.0	1,485
Senior	\$4,486,857.00	16,674.0	1,228	\$1,669,786.00	6,507.5	986	\$6,156,643.00	23,181.5	2,214
5 Year	\$0.00	0.0	0	\$0.00	0.0	0	\$0.00	0.0	0
Associate	\$0.00	0.0	0	\$0.00	0.0	0	\$0.00	0.0	0
Graduate	\$3,167,941.00	8,461.5	939	\$871,622.00	2,503.5	831	\$4,039,563.00	10,965.0	1,770
Law	\$2,808,156.00	3,872.0	260	\$33,099.00	51.0	7	\$2,841,255.00	3,923.0	267
Non-Degree	\$190,549.00	617.0	47	\$1,061,038.00	4,272.5	1,019	\$1,251,587.00	4,889.5	1,066
Grand Total	\$24,241,118.00	77,242.0	5,889	\$5,357,861.00	20,014.5	3,766	\$29,598,979.00	97,256.5	9,655

University of Maine System
 Student Tuition Report
 University of Southern Maine
 0910: 2008 Fall

Report ID: umstutui
 Career: -ALL-
 As of : 10/15/2008
 Academic Prog: -ALL-
 Ethnic Grp: -ALL-
 Gender: -ALL-

	Full-Time			Part-Time			Total		
	Revenue	Credit Hours	Count	Revenue	Credit Hours	Count	Revenue	Credit Hours	Count
In-State									
Freshman	\$3,551,765.00	16,267.0	1,161	\$306,508.00	1,279.0	171	\$3,858,273.00	17,546.0	1,332
Sophomore	\$2,567,822.00	11,702.5	852	\$491,045.00	2,097.5	292	\$3,058,867.00	13,800.0	1,144
Junior	\$2,713,664.00	12,445.5	907	\$639,939.00	2,854.0	404	\$3,353,603.00	15,299.5	1,311
Senior	\$3,053,635.00	13,880.0	1,017	\$1,403,266.00	6,291.5	978	\$4,456,901.00	20,171.5	1,995
5 Year	\$0.00	0.0	0	\$0.00	0.0	0	\$0.00	0.0	0
Associate	\$0.00	0.0	0	\$0.00	0.0	0	\$0.00	0.0	0
Graduate	\$2,231,709.00	6,963.5	793	\$893,176.00	2,800.5	928	\$3,124,885.00	9,764.0	1,721
Law	\$1,824,372.00	2,985.5	199	\$31,824.00	45.0	6	\$1,856,196.00	3,030.5	205
Non-Degree	\$233,914.00	1,084.0	82	\$1,173,056.00	5,311.5	1,242	\$1,406,970.00	6,395.5	1,324
Sub Total	\$16,176,881.00	65,328.0	5,011	\$4,938,814.00	20,679.0	4,021	\$21,115,695.00	86,007.0	9,032
Out-of-State									
Freshman	\$2,333,757.00	4,037.0	281	\$59,899.00	96.5	10	\$2,393,656.00	4,133.5	291
Sophomore	\$1,026,707.00	1,749.0	126	\$54,243.00	89.5	11	\$1,080,950.00	1,838.5	137
Junior	\$935,406.00	1,625.0	113	\$43,344.00	65.0	8	\$978,750.00	1,690.0	121
Senior	\$871,698.00	1,545.5	108	\$183,688.00	306.5	44	\$1,055,386.00	1,852.0	152
5 Year	\$0.00	0.0	0	\$0.00	0.0	0	\$0.00	0.0	0
Associate	\$0.00	0.0	0	\$0.00	0.0	0	\$0.00	0.0	0
Graduate	\$658,923.00	1,194.5	127	\$30,749.00	43.0	13	\$689,672.00	1,237.5	140
Law	\$866,772.00	937.0	62	\$19,240.00	20.0	2	\$886,012.00	957.0	64
Non-Degree	\$103,566.00	186.0	14	\$169,339.00	283.0	58	\$272,905.00	469.0	72
Sub Total	\$6,796,829.00	11,274.0	831	\$560,502.00	903.5	146	\$7,357,331.00	12,177.5	977
Total									
Freshman	\$5,885,522.00	20,304.0	1,442	\$366,407.00	1,375.5	181	\$6,251,929.00	21,679.5	1,623
Sophomore	\$3,594,529.00	13,451.5	978	\$545,288.00	2,187.0	303	\$4,139,817.00	15,638.5	1,281
Junior	\$3,649,070.00	14,070.5	1,020	\$683,283.00	2,919.0	412	\$4,332,353.00	16,989.5	1,432
Senior	\$3,925,333.00	15,425.5	1,125	\$1,586,954.00	6,598.0	1,022	\$5,512,287.00	22,023.5	2,147
5 Year	\$0.00	0.0	0	\$0.00	0.0	0	\$0.00	0.0	0
Associate	\$0.00	0.0	0	\$0.00	0.0	0	\$0.00	0.0	0
Graduate	\$2,890,632.00	8,158.0	920	\$923,925.00	2,843.5	941	\$3,814,557.00	11,001.5	1,861
Law	\$2,691,144.00	3,922.5	261	\$51,064.00	65.0	8	\$2,742,208.00	3,987.5	269
Non-Degree	\$337,480.00	1,270.0	96	\$1,342,395.00	5,594.5	1,300	\$1,679,875.00	6,864.5	1,396
Grand Total	\$22,973,710.00	76,602.0	5,842	\$5,499,316.00	21,582.5	4,167	\$28,473,026.00	98,184.5	10,009