

University of Maine System
Student Tuition Report (Census)

Current Selections

TERM

2021 Spring

CAMPUS

USM

IN/OUT STATE

Multiple selecti...

ACAD_CAREER

All

ACAD_PROGRAM

All

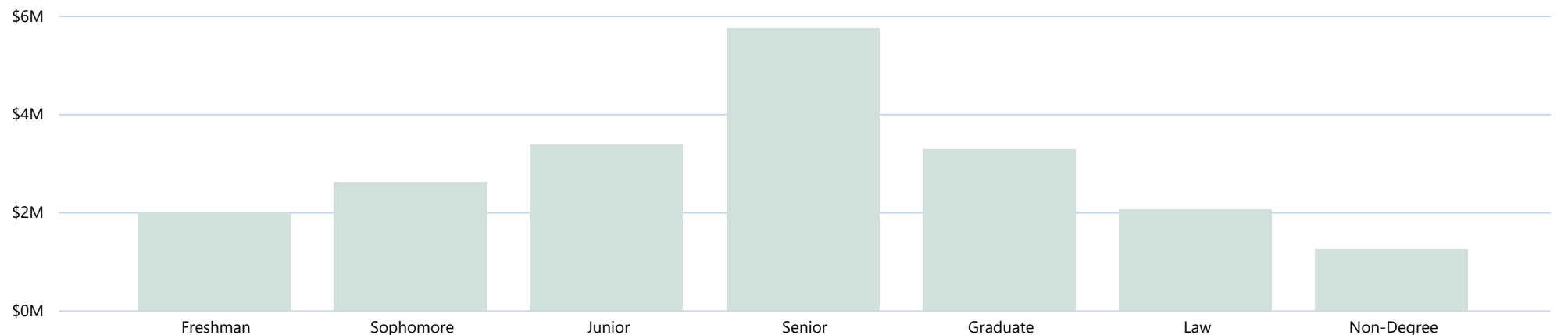
ETHNICITY

All

In-State for 2021 Spring -University of Southern Maine-

FULL_PART	Full-Time			Part-Time			Total		
ACADEMIC_LEVEL	REVENUE	CREDITS	COUNT	REVENUE	CREDITS	COUNT	REVENUE	CREDITS	COUNT
Freshman	\$1,868,256.00	6,469.00	444	\$122,688.00	420.00	58	\$1,990,944.00	6,889.00	502
Sophomore	\$2,411,136.00	8,348.00	575	\$209,232.00	702.50	98	\$2,620,368.00	9,050.50	673
Junior	\$2,912,976.00	10,099.50	701	\$467,568.00	1,607.50	226	\$3,380,544.00	11,707.00	927
Senior	\$4,500,144.00	15,594.50	1094	\$1,243,872.00	4,294.00	670	\$5,744,016.00	19,888.50	1764
Graduate	\$2,853,644.00	6,586.00	808	\$429,918.00	1,004.50	333	\$3,283,562.00	7,590.50	1141
Law	\$1,924,770.00	2,417.00	166	\$139,913.00	181.00	21	\$2,064,683.00	2,598.00	187
Non-Degree	\$270,433.00	1,023.00	111	\$980,846.00	4,681.00	1192	\$1,251,279.00	5,704.00	1303
Total	\$16,741,359.00	50,537.00	3899	\$3,594,037.00	12,890.50	2598	\$20,335,396.00	63,427.50	6497

Revenue by Academic Level



Student Tuition Report (Census)

Current Selections

TERM

2021 Spring

CAMPUS

USM

IN/OUT STATE

Multiple selecti...

ACAD_CAREER

All

ACAD_PROGRAM

All

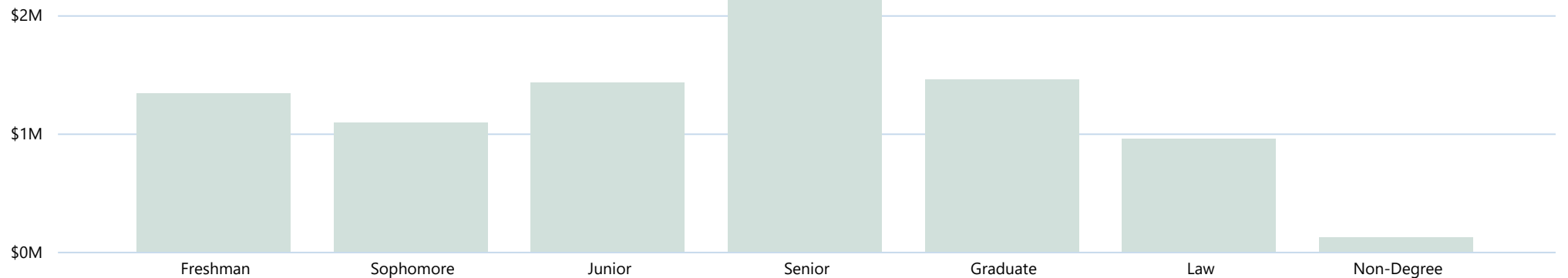
ETHNICITY

All

Out-of-State for 2021 Spring -University of Southern Maine-

FULL_PART	Full-Time			Part-Time			Total		
ACADEMIC_LEVEL	REVENUE	CREDITS	COUNT	REVENUE	CREDITS	COUNT	REVENUE	CREDITS	COUNT
Freshman	\$1,310,973.00	1,932.50	132	\$28,114.00	40.00	5	\$1,339,087.00	1,972.50	137
Sophomore	\$1,034,836.00	1,483.50	100	\$54,373.00	73.00	9	\$1,089,209.00	1,556.50	109
Junior	\$1,346,168.00	1,942.00	132	\$85,083.00	128.50	18	\$1,431,251.00	2,070.50	150
Senior	\$2,067,273.00	2,917.00	202	\$235,867.00	353.50	57	\$2,303,140.00	3,270.50	259
Graduate	\$1,404,119.00	2,342.00	277	\$52,481.00	90.00	29	\$1,456,600.00	2,432.00	306
Law	\$894,105.00	749.00	52	\$58,956.00	51.00	6	\$953,061.00	800.00	58
Non-Degree	\$33,692.00	50.00	7	\$88,991.00	118.50	34	\$122,683.00	168.50	41
Total	\$8,091,166.00	11,416.00	902	\$603,865.00	854.50	158	\$8,695,031.00	12,270.50	1060

Revenue by Academic Level



University of Maine System
Student Tuition Report (Census)

Current Selections

TERM

2021 Spring

CAMPUS

USM

IN/OUT STATE

All

ACAD_CAREER

All

ACAD_PROGRAM

All

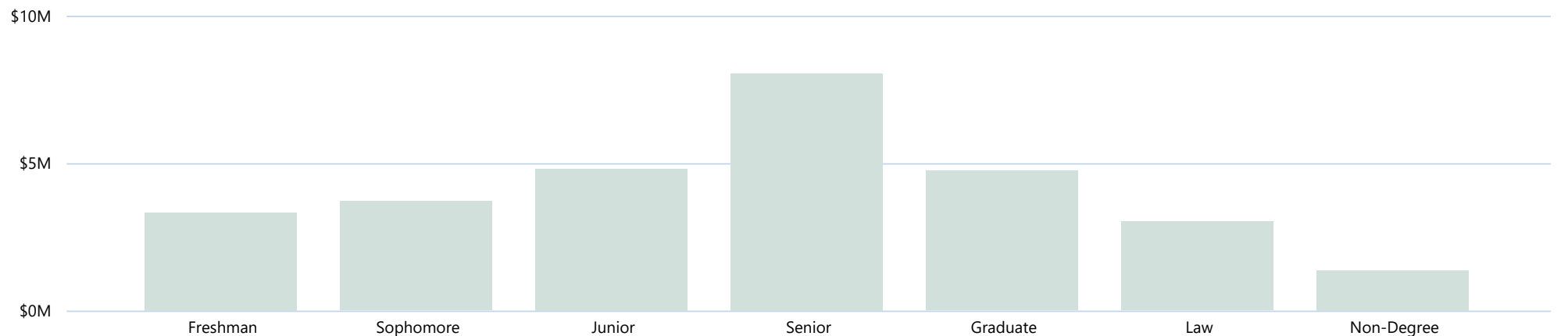
ETHNICITY

All

Total for 2021 Spring -University of Southern Maine-

FULL_PART	Full-Time			Part-Time			Total		
ACADEMIC_LEVEL	REVENUE	CREDITS	COUNT	REVENUE	CREDITS	COUNT	REVENUE	CREDITS	COUNT
Freshman	\$3,179,229.00	8,401.50	576	\$150,802.00	460.00	63	\$3,330,031.00	8,861.50	639
Sophomore	\$3,445,972.00	9,831.50	675	\$263,605.00	775.50	107	\$3,709,577.00	10,607.00	782
Junior	\$4,259,144.00	12,041.50	833	\$552,651.00	1,736.00	244	\$4,811,795.00	13,777.50	1077
Senior	\$6,567,417.00	18,511.50	1296	\$1,479,739.00	4,647.50	727	\$8,047,156.00	23,159.00	2023
Graduate	\$4,257,763.00	8,928.00	1085	\$482,399.00	1,094.50	362	\$4,740,162.00	10,022.50	1447
Law	\$2,818,875.00	3,166.00	218	\$198,869.00	232.00	27	\$3,017,744.00	3,398.00	245
Non-Degree	\$304,125.00	1,073.00	118	\$1,069,837.00	4,799.50	1226	\$1,373,962.00	5,872.50	1344
Total	\$24,832,525.00	61,953.00	4801	\$4,197,902.00	13,745.00	2756	\$29,030,427.00	75,698.00	7557

Revenue by Academic Level



Student Tuition Report (Census)

Current Selections

TERM

2021 Spring

CAMPUS

USM

IN/OUT STATE

All

ACAD_CAREER

All

ACAD_PROGRAM

All

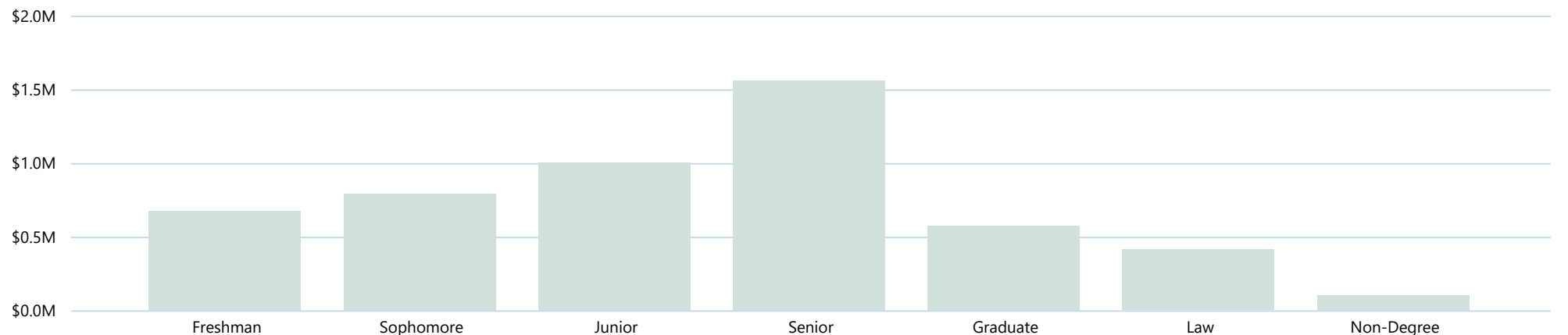
ETHNICITY

Multiple selecti...

Total for 2021 Spring -University of Southern Maine-

FULL_PART	Full-Time			Part-Time			Total		
ACADEMIC_LEVEL	REVENUE	CREDITS	COUNT	REVENUE	CREDITS	COUNT	REVENUE	CREDITS	COUNT
Freshman	\$634,663.00	1,670.00	117	\$38,938.00	118.50	16	\$673,601.00	1,788.50	133
Sophomore	\$720,792.00	2,008.50	141	\$73,320.00	208.50	26	\$794,112.00	2,217.00	167
Junior	\$889,600.00	2,510.00	176	\$112,580.00	341.00	47	\$1,002,180.00	2,851.00	223
Senior	\$1,310,563.00	3,516.50	247	\$250,182.00	763.50	118	\$1,560,745.00	4,280.00	365
Graduate	\$532,849.00	1,065.00	136	\$41,275.00	91.00	29	\$574,124.00	1,156.00	165
Law	\$380,595.00	411.00	28	\$32,368.00	28.00	3	\$412,963.00	439.00	31
Non-Degree	\$19,711.00	128.50	12	\$83,744.00	495.00	122	\$103,455.00	623.50	134
Total	\$4,488,773.00	11,309.50	857	\$632,407.00	2,045.50	361	\$5,121,180.00	13,355.00	1218

Revenue by Academic Level



Student Tuition Report (Census)

Current Selections

TERM

2021 Spring

CAMPUS

USM

IN/OUT STATE

All

ACAD_CAREER

All

ACAD_PROGRAM

All

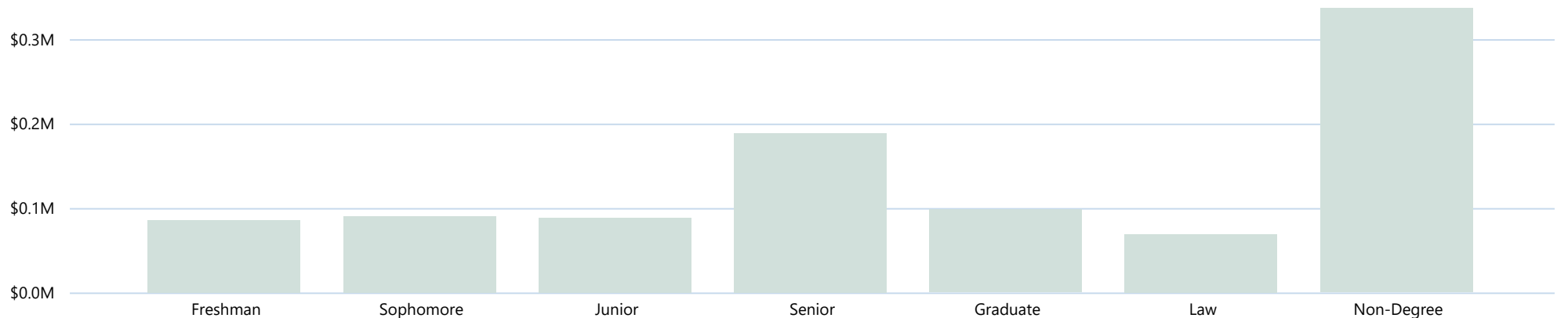
ETHNICITY

Unknown

Total for 2021 Spring -University of Southern Maine-

FULL_PART	Full-Time			Part-Time			Total		
ACADEMIC_LEVEL	REVENUE	CREDITS	COUNT	REVENUE	CREDITS	COUNT	REVENUE	CREDITS	COUNT
Freshman	\$85,785.00	216.00	15				\$85,785.00	216.00	15
Sophomore	\$88,272.00	306.50	22	\$2,448.00	8.50	3	\$90,720.00	315.00	25
Junior	\$62,272.00	189.50	13	\$26,106.00	87.50	12	\$88,378.00	277.00	25
Senior	\$146,558.00	482.50	35	\$41,763.00	140.00	24	\$188,321.00	622.50	59
Graduate	\$93,098.00	163.50	19	\$5,178.00	12.00	4	\$98,276.00	175.50	23
Law	\$57,870.00	60.00	4	\$10,822.00	14.00	2	\$68,692.00	74.00	6
Non-Degree	\$64,500.00	164.00	21	\$272,120.00	850.00	246	\$336,620.00	1,014.00	267
Total	\$598,355.00	1,582.00	129	\$358,437.00	1,112.00	291	\$956,792.00	2,694.00	420

Revenue by Academic Level



University of Maine System
Student Tuition Report (Census)

Current Selections

TERM

2021 Spring

CAMPUS

USM

IN/OUT STATE

All

ACAD_CAREER

All

ACAD_PROGRAM

All

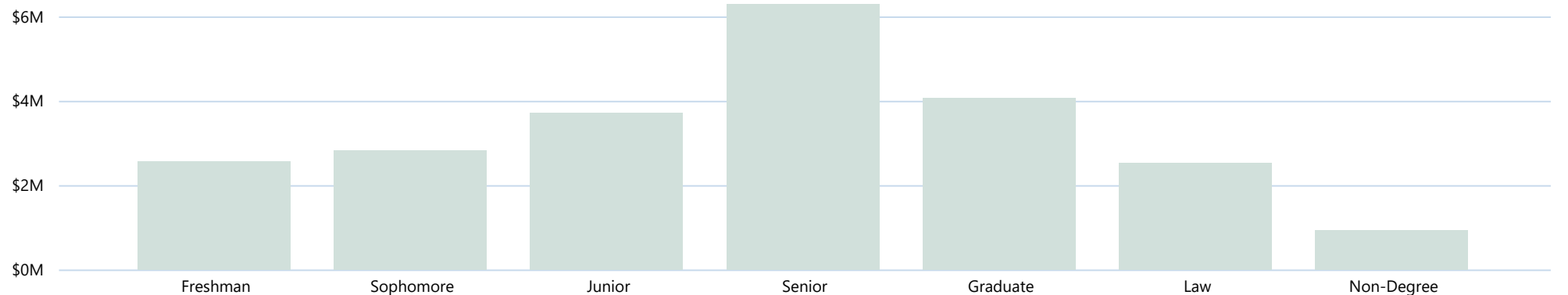
ETHNICITY

White

Total for 2021 Spring -University of Southern Maine-

FULL_PART	Full-Time			Part-Time			Total		
ACADEMIC_LEVEL	REVENUE	CREDITS	COUNT	REVENUE	CREDITS	COUNT	REVENUE	CREDITS	COUNT
Freshman	\$2,458,781.00	6,515.50	444	\$111,864.00	341.50	47	\$2,570,645.00	6,857.00	491
Sophomore	\$2,636,908.00	7,516.50	512	\$187,837.00	558.50	78	\$2,824,745.00	8,075.00	590
Junior	\$3,307,272.00	9,342.00	644	\$413,965.00	1,307.50	185	\$3,721,237.00	10,649.50	829
Senior	\$5,110,296.00	14,512.50	1014	\$1,187,794.00	3,744.00	585	\$6,298,090.00	18,256.50	1599
Graduate	\$3,631,816.00	7,699.50	930	\$435,946.00	991.50	329	\$4,067,762.00	8,691.00	1259
Law	\$2,380,410.00	2,695.00	186	\$155,679.00	190.00	22	\$2,536,089.00	2,885.00	208
Non-Degree	\$219,914.00	780.50	85	\$713,973.00	3,454.50	858	\$933,887.00	4,235.00	943
Total	\$19,745,397.00	49,061.50	3815	\$3,207,058.00	10,587.50	2104	\$22,952,455.00	59,649.00	5919

Revenue by Academic Level



Student Tuition Report (Census)

Current Selections

TERM

2020 Spring

CAMPUS

USM

CAREER

All

ACAD_PROGRAM

All

EHTNICITY

All

GENDER

All

In-State for 2020 Spring -University of Southern Maine-

FULL_PART	Full-Time			Part-Time			Total		
ACADEMIC_LEVEL	REVENUE	CREDITS	COUNT	REVENUE	CREDITS	COUNT	REVENUE	CREDITS	COUNT
Freshman	\$2,257,032.00	8,001.00	559	\$174,083.00	594.50	78	\$2,431,115.00	8,595.50	637
Sophomore	\$2,813,159.00	9,962.00	680	\$223,822.00	750.00	105	\$3,036,981.00	10,712.00	785
Junior	\$3,048,335.00	10,811.00	753	\$436,818.00	1,491.00	215	\$3,485,153.00	12,302.00	968
Senior	\$4,470,615.00	15,868.50	1116	\$1,300,209.00	4,520.00	697	\$5,770,824.00	20,388.50	1813
Graduate	\$2,530,710.00	5,946.00	671	\$426,684.00	1,007.50	332	\$2,957,394.00	6,953.50	1003
Law	\$1,878,390.00	2,366.00	162	\$133,729.00	172.00	21	\$2,012,119.00	2,538.00	183
Non-Degree	\$209,635.00	616.50	67	\$1,102,934.00	3,604.00	937	\$1,312,569.00	4,220.50	1004
Total	\$17,207,876.00	53,571.00	4008	\$3,798,279.00	12,139.00	2385	\$21,006,155.00	65,710.00	6393

Out-of-State for 2020 Spring -University of Southern Maine-

FULL_PART	Full-Time			Part-Time			Total		
ACADEMIC_LEVEL	REVENUE	CREDITS	COUNT	REVENUE	CREDITS	COUNT	REVENUE	CREDITS	COUNT
Freshman	\$1,250,329.00	1,827.50	119	\$30,299.00	32.00	4	\$1,280,628.00	1,859.50	123
Sophomore	\$1,481,098.00	2,170.50	146	\$40,023.00	56.00	8	\$1,521,121.00	2,226.50	154
Junior	\$1,773,017.00	2,515.00	176	\$63,490.00	87.50	11	\$1,836,507.00	2,602.50	187
Senior	\$2,356,515.00	3,480.50	233	\$179,039.00	260.50	38	\$2,535,554.00	3,741.00	271
Graduate	\$1,065,930.00	1,647.50	180	\$52,224.00	84.00	28	\$1,118,154.00	1,731.50	208
Law	\$1,031,478.00	901.00	60	\$19,652.00	17.00	2	\$1,051,130.00	918.00	62
Non-Degree	\$87,945.00	121.00	11	\$79,955.00	121.00	33	\$167,900.00	242.00	44
Total	\$9,046,312.00	12,663.00	925	\$464,682.00	658.00	124	\$9,510,994.00	13,321.00	1049

University of Maine System
Student Tuition Report (Census)

Current Selections

TERM

2020 Spring

CAMPUS

USM

CAREER

All

ACAD_PROGRAM

All

EHTNICITY

All

GENDER

All

Total for 2020 Spring -University of Southern Maine-

FULL_PART	Full-Time			Part-Time			Total		
ACADEMIC_LEVEL	REVENUE	CREDITS	COUNT	REVENUE	CREDITS	COUNT	REVENUE	CREDITS	COUNT
Freshman	\$3,507,361.00	9,828.50	678	\$204,382.00	626.50	82	\$3,711,743.00	10,455.00	760
Sophomore	\$4,294,257.00	12,132.50	826	\$263,845.00	806.00	113	\$4,558,102.00	12,938.50	939
Junior	\$4,821,352.00	13,326.00	929	\$500,308.00	1,578.50	226	\$5,321,660.00	14,904.50	1155
Senior	\$6,827,130.00	19,349.00	1349	\$1,479,248.00	4,780.50	735	\$8,306,378.00	24,129.50	2084
Graduate	\$3,596,640.00	7,593.50	851	\$478,908.00	1,091.50	360	\$4,075,548.00	8,685.00	1211
Law	\$2,909,868.00	3,267.00	222	\$153,381.00	189.00	23	\$3,063,249.00	3,456.00	245
Non-Degree	\$297,580.00	737.50	78	\$1,182,889.00	3,725.00	970	\$1,480,469.00	4,462.50	1048
Total	\$26,254,188.00	66,234.00	4933	\$4,262,961.00	12,797.00	2509	\$30,517,149.00	79,031.00	7442

University of Maine System
Student Tuition Report
University of Southern Maine
1920: 2019 Spring

Report ID: umstutui
Career: -ALL-
As of : 02/15/2019
Academic Prog: -ALL-
Ethnic Grp: -ALL-
Gender: -ALL-
Source = Census

	Full-Time			Part-Time			Total		
	Revenue	Credit Hours	Count	Revenue	Credit Hours	Count	Revenue	Credit Hours	Count
In-State									
Freshman	\$2,369,272.00	8,715.5	595	\$169,921.00	612.0	78	\$2,539,193.00	9,327.5	673
Sophomore	\$2,621,715.00	9,643.0	652	\$289,577.00	1,048.0	133	\$2,911,292.00	10,691.0	785
Junior	\$3,129,017.00	11,507.0	802	\$485,098.00	1,719.0	250	\$3,614,115.00	13,226.0	1,052
Senior	\$4,062,611.00	14,953.0	1,057	\$1,340,927.00	4,850.5	755	\$5,403,538.00	19,803.5	1,812
5 Year	\$0.00	0.0	0	\$0.00	0.0	0	\$0.00	0.0	0
Associate	\$0.00	0.0	0	\$0.00	0.0	0	\$0.00	0.0	0
Graduate	\$2,544,925.00	6,236.5	713	\$443,021.00	1,082.5	359	\$2,987,946.00	7,319.0	1,072
Law	\$1,772,055.00	2,392.0	159	\$83,959.00	113.0	13	\$1,856,014.00	2,505.0	172
Non-Degree	\$177,634.00	530.0	59	\$1,072,322.00	3,567.5	937	\$1,249,956.00	4,097.5	996
Sub Total	\$16,677,229.00	53,977.0	4,037	\$3,884,825.00	12,992.5	2,525	\$20,562,054.00	66,969.5	6,562
Out-of-State									
Freshman	\$1,462,011.00	2,139.5	145	\$34,224.00	48.0	5	\$1,496,235.00	2,187.5	150
Sophomore	\$1,725,682.00	2,502.5	171	\$30,660.00	43.0	5	\$1,756,342.00	2,545.5	176
Junior	\$1,729,662.00	2,572.0	171	\$76,648.00	107.5	16	\$1,806,310.00	2,679.5	187
Senior	\$1,631,753.00	2,396.5	162	\$165,573.00	250.0	39	\$1,797,326.00	2,646.5	201
5 Year	\$0.00	0.0	0	\$0.00	0.0	0	\$0.00	0.0	0
Associate	\$0.00	0.0	0	\$0.00	0.0	0	\$0.00	0.0	0
Graduate	\$966,365.00	1,440.5	127	\$14,235.00	21.0	7	\$980,600.00	1,461.5	134
Law	\$960,918.00	888.0	58	\$170,798.00	118.0	12	\$1,131,716.00	1,006.0	70
Non-Degree	\$38,868.00	48.0	4	\$178,753.00	239.5	54	\$217,621.00	287.5	58
Sub Total	\$8,515,259.00	11,987.0	838	\$670,891.00	827.0	138	\$9,186,150.00	12,814.0	976
Total									
Freshman	\$3,831,283.00	10,855.0	740	\$204,145.00	660.0	83	\$4,035,428.00	11,515.0	823
Sophomore	\$4,347,397.00	12,145.5	823	\$320,237.00	1,091.0	138	\$4,667,634.00	13,236.5	961
Junior	\$4,858,679.00	14,079.0	973	\$561,746.00	1,826.5	266	\$5,420,425.00	15,905.5	1,239
Senior	\$5,694,364.00	17,349.5	1,219	\$1,506,500.00	5,100.5	794	\$7,200,864.00	22,450.0	2,013
5 Year	\$0.00	0.0	0	\$0.00	0.0	0	\$0.00	0.0	0
Associate	\$0.00	0.0	0	\$0.00	0.0	0	\$0.00	0.0	0
Graduate	\$3,511,290.00	7,677.0	840	\$457,256.00	1,103.5	366	\$3,968,546.00	8,780.5	1,206
Law	\$2,732,973.00	3,280.0	217	\$254,757.00	231.0	25	\$2,987,730.00	3,511.0	242
Non-Degree	\$216,502.00	578.0	63	\$1,251,075.00	3,807.0	991	\$1,467,577.00	4,385.0	1,054
Grand Total	\$25,192,488.00	65,964.0	4,875	\$4,555,716.00	13,819.5	2,663	\$29,748,204.00	79,783.5	7,538

University of Maine System
 Student Tuition Report
 University of Southern Maine
 1820: 2018 Spring

Report ID: umstutui
 Career: -ALL-
 As of : 02/15/2018
 Academic Prog: -ALL-
 Ethnic Grp: -ALL-
 Gender: -ALL-
 Source = Census

	Full-Time			Part-Time			Total		
	Revenue	Credit Hours	Count	Revenue	Credit Hours	Count	Revenue	Credit Hours	Count
In-State									
Freshman	\$2,066,525.00	7,880.5	545	\$188,116.00	699.0	91	\$2,254,641.00	8,579.5	636
Sophomore	\$2,463,062.00	9,390.0	658	\$295,798.00	1,104.0	150	\$2,758,860.00	10,494.0	808
Junior	\$2,470,267.00	9,408.5	676	\$498,717.00	1,861.5	272	\$2,968,984.00	11,270.0	948
Senior	\$3,758,914.00	14,331.0	1,049	\$1,378,906.00	5,229.5	811	\$5,137,820.00	19,560.5	1,860
5 Year	\$0.00	0.0	0	\$0.00	0.0	0	\$0.00	0.0	0
Associate	\$0.00	0.0	0	\$0.00	0.0	0	\$0.00	0.0	0
Graduate	\$2,581,812.00	6,567.5	743	\$380,360.00	962.5	320	\$2,962,172.00	7,530.0	1,063
Law	\$1,772,055.00	2,347.0	159	\$113,679.00	153.0	17	\$1,885,734.00	2,500.0	176
Non-Degree	\$221,390.00	715.5	75	\$906,469.00	3,069.0	783	\$1,127,859.00	3,784.5	858
Sub Total	\$15,334,025.00	50,640.0	3,905	\$3,762,045.00	13,078.5	2,444	\$19,096,070.00	63,718.5	6,349
Out-of-State									
Freshman	\$1,615,236.00	2,419.5	163	\$64,079.00	89.0	10	\$1,679,315.00	2,508.5	173
Sophomore	\$1,731,413.00	2,605.0	181	\$69,916.00	102.0	13	\$1,801,329.00	2,707.0	194
Junior	\$1,275,590.00	1,922.0	129	\$51,387.00	78.5	11	\$1,326,977.00	2,000.5	140
Senior	\$1,360,261.00	2,105.5	147	\$135,695.00	217.0	32	\$1,495,956.00	2,322.5	179
5 Year	\$0.00	0.0	0	\$0.00	0.0	0	\$0.00	0.0	0
Associate	\$0.00	0.0	0	\$0.00	0.0	0	\$0.00	0.0	0
Graduate	\$853,478.00	1,306.5	108	\$24,839.00	34.5	11	\$878,317.00	1,341.0	119
Law	\$916,758.00	823.0	55	\$76,756.00	56.0	6	\$993,514.00	879.0	61
Non-Degree	\$130,528.00	152.0	13	\$102,842.00	142.0	35	\$233,370.00	294.0	48
Sub Total	\$7,883,264.00	11,333.5	796	\$525,514.00	719.0	118	\$8,408,778.00	12,052.5	914
Total									
Freshman	\$3,681,761.00	10,300.0	708	\$252,195.00	788.0	101	\$3,933,956.00	11,088.0	809
Sophomore	\$4,194,475.00	11,995.0	839	\$365,714.00	1,206.0	163	\$4,560,189.00	13,201.0	1,002
Junior	\$3,745,857.00	11,330.5	805	\$550,104.00	1,940.0	283	\$4,295,961.00	13,270.5	1,088
Senior	\$5,119,175.00	16,436.5	1,196	\$1,514,601.00	5,446.5	843	\$6,633,776.00	21,883.0	2,039
5 Year	\$0.00	0.0	0	\$0.00	0.0	0	\$0.00	0.0	0
Associate	\$0.00	0.0	0	\$0.00	0.0	0	\$0.00	0.0	0
Graduate	\$3,435,290.00	7,874.0	851	\$405,199.00	997.0	331	\$3,840,489.00	8,871.0	1,182
Law	\$2,688,813.00	3,170.0	214	\$190,435.00	209.0	23	\$2,879,248.00	3,379.0	237
Non-Degree	\$351,918.00	867.5	88	\$1,009,311.00	3,211.0	818	\$1,361,229.00	4,078.5	906
Grand Total	\$23,217,289.00	61,973.5	4,701	\$4,287,559.00	13,797.5	2,562	\$27,504,848.00	75,771.0	7,263

University of Maine System
Student Tuition Report
University of Southern Maine
1720: 2017 Spring

Report ID: umstutui
Career: -ALL-
As of : 02/15/2017
Academic Prog: -ALL-
Ethnic Grp: -ALL-
Gender: -ALL-
Source = Census

	Full-Time			Part-Time			Total		
	Revenue	Credit Hours	Count	Revenue	Credit Hours	Count	Revenue	Credit Hours	Count
In-State									
Freshman	\$1,862,757.00	7,353.5	529	\$203,164.00	788.0	99	\$2,065,921.00	8,141.5	628
Sophomore	\$1,986,483.00	7,832.5	566	\$351,177.00	1,363.5	182	\$2,337,660.00	9,196.0	748
Junior	\$2,425,800.00	9,574.0	699	\$575,712.00	2,223.0	307	\$3,001,512.00	11,797.0	1,006
Senior	\$3,885,414.00	15,291.0	1,127	\$1,433,444.00	5,565.5	852	\$5,318,858.00	20,856.5	1,979
5 Year	\$0.00	0.0	0	\$0.00	0.0	0	\$0.00	0.0	0
Associate	\$0.00	0.0	0	\$0.00	0.0	0	\$0.00	0.0	0
Graduate	\$2,231,444.00	5,864.5	650	\$395,389.00	1,035.5	344	\$2,626,833.00	6,900.0	994
Law	\$1,705,185.00	2,202.0	153	\$99,562.00	134.0	16	\$1,804,747.00	2,336.0	169
<u>Non-Degree</u>	<u>\$185,839.00</u>	<u>612.5</u>	<u>70</u>	<u>\$877,018.00</u>	<u>3,045.0</u>	<u>809</u>	<u>\$1,062,857.00</u>	<u>3,657.5</u>	<u>879</u>
Sub Total	\$14,282,922.00	48,730.0	3,794	\$3,935,466.00	14,154.5	2,609	\$18,218,388.00	62,884.5	6,403
Out-of-State									
Freshman	\$1,582,570.00	2,480.5	176	\$20,818.00	35.0	4	\$1,603,388.00	2,515.5	180
Sophomore	\$1,257,501.00	1,943.5	135	\$45,346.00	72.5	8	\$1,302,847.00	2,016.0	143
Junior	\$959,746.00	1,541.0	108	\$62,108.00	94.5	13	\$1,021,854.00	1,635.5	121
Senior	\$1,170,194.00	1,821.0	127	\$129,195.00	218.0	33	\$1,299,389.00	2,039.0	160
5 Year	\$0.00	0.0	0	\$0.00	0.0	0	\$0.00	0.0	0
Associate	\$0.00	0.0	0	\$0.00	0.0	0	\$0.00	0.0	0
Graduate	\$813,129.00	1,268.0	102	\$9,234.00	9.0	3	\$822,363.00	1,277.0	105
Law	\$930,487.00	820.0	56	\$77,477.00	61.5	6	\$1,007,964.00	881.5	62
<u>Non-Degree</u>	<u>\$54,863.00</u>	<u>82.5</u>	<u>6</u>	<u>\$97,565.00</u>	<u>126.5</u>	<u>26</u>	<u>\$152,428.00</u>	<u>209.0</u>	<u>32</u>
Sub Total	\$6,768,490.00	9,956.5	710	\$441,743.00	617.0	93	\$7,210,233.00	10,573.5	803
Total									
Freshman	\$3,445,327.00	9,834.0	705	\$223,982.00	823.0	103	\$3,669,309.00	10,657.0	808
Sophomore	\$3,243,984.00	9,776.0	701	\$396,523.00	1,436.0	190	\$3,640,507.00	11,212.0	891
Junior	\$3,385,546.00	11,115.0	807	\$637,820.00	2,317.5	320	\$4,023,366.00	13,432.5	1,127
Senior	\$5,055,608.00	17,112.0	1,254	\$1,562,639.00	5,783.5	885	\$6,618,247.00	22,895.5	2,139
5 Year	\$0.00	0.0	0	\$0.00	0.0	0	\$0.00	0.0	0
Associate	\$0.00	0.0	0	\$0.00	0.0	0	\$0.00	0.0	0
Graduate	\$3,044,573.00	7,132.5	752	\$404,623.00	1,044.5	347	\$3,449,196.00	8,177.0	1,099
Law	\$2,635,672.00	3,022.0	209	\$177,039.00	195.5	22	\$2,812,711.00	3,217.5	231
<u>Non-Degree</u>	<u>\$240,702.00</u>	<u>695.0</u>	<u>76</u>	<u>\$974,583.00</u>	<u>3,171.5</u>	<u>835</u>	<u>\$1,215,285.00</u>	<u>3,866.5</u>	<u>911</u>
Grand Total	\$21,051,412.00	58,686.5	4,504	\$4,377,209.00	14,771.5	2,702	\$25,428,621.00	73,458.0	7,206

University of Maine System
Student Tuition Report
University of Southern Maine
1620: 2016 Spring

Page No. 6
Run Date 02/15/2016
Run Time 14:13:13

Report ID: umstutui
Career: -ALL-
As of : 02/15/2016
Academic Prog: -ALL-
Ethnic Grp: -ALL-
Gender: -ALL-
Source = Census

	Full-Time			Part-Time			Total		
	Revenue	Credit Hours	Count	Revenue	Credit Hours	Count	Revenue	Credit Hours	Count
In-State									
Freshman	\$1,708,289.00	6,737.0	494	\$214,548.00	833.0	118	\$1,922,837.00	7,570.0	612
Sophomore	\$1,911,078.00	7,533.0	552	\$344,852.00	1,337.5	175	\$2,255,930.00	8,870.5	727
Junior	\$2,625,418.00	10,337.5	758	\$615,307.00	2,383.0	328	\$3,240,725.00	12,720.5	1,086
Senior	\$3,873,389.00	15,242.5	1,126	\$1,595,594.00	6,189.0	936	\$5,468,983.00	21,431.5	2,062
5 Year	\$0.00	0.0	0	\$0.00	0.0	0	\$0.00	0.0	0
Associate	\$0.00	0.0	0	\$0.00	0.0	0	\$0.00	0.0	0
Graduate	\$2,328,902.00	6,120.5	659	\$374,298.00	981.0	321	\$2,703,200.00	7,101.5	980
Law	\$1,838,249.00	2,357.0	166	\$160,488.00	216.0	24	\$1,998,737.00	2,573.0	190
Non-Degree	\$171,250.00	582.0	62	\$803,315.00	2,733.5	721	\$974,565.00	3,315.5	783
Sub Total	\$14,456,575.00	48,909.5	3,817	\$4,108,402.00	14,673.0	2,623	\$18,564,977.00	63,582.5	6,440
Out-of-State									
Freshman	\$1,209,165.00	1,858.0	134	\$84,351.00	124.0	16	\$1,293,516.00	1,982.0	150
Sophomore	\$962,311.00	1,563.5	111	\$32,253.00	48.5	8	\$994,564.00	1,612.0	119
Junior	\$754,113.00	1,195.5	85	\$64,458.00	99.5	16	\$818,571.00	1,295.0	101
Senior	\$1,035,105.00	1,663.0	118	\$137,086.00	222.0	34	\$1,172,191.00	1,885.0	152
5 Year	\$0.00	0.0	0	\$0.00	0.0	0	\$0.00	0.0	0
Associate	\$0.00	0.0	0	\$0.00	0.0	0	\$0.00	0.0	0
Graduate	\$694,575.00	1,172.5	92	\$5,358.00	7.0	2	\$699,933.00	1,179.5	94
Law	\$775,140.00	679.0	47	\$43,368.00	34.0	4	\$818,508.00	713.0	51
Non-Degree	\$90,776.00	92.0	8	\$94,440.00	124.0	28	\$185,216.00	216.0	36
Sub Total	\$5,521,185.00	8,223.5	595	\$461,314.00	659.0	108	\$5,982,499.00	8,882.5	703
Total									
Freshman	\$2,917,454.00	8,595.0	628	\$298,899.00	957.0	134	\$3,216,353.00	9,552.0	762
Sophomore	\$2,873,389.00	9,096.5	663	\$377,105.00	1,386.0	183	\$3,250,494.00	10,482.5	846
Junior	\$3,379,531.00	11,533.0	843	\$679,765.00	2,482.5	344	\$4,059,296.00	14,015.5	1,187
Senior	\$4,908,494.00	16,905.5	1,244	\$1,732,680.00	6,411.0	970	\$6,641,174.00	23,316.5	2,214
5 Year	\$0.00	0.0	0	\$0.00	0.0	0	\$0.00	0.0	0
Associate	\$0.00	0.0	0	\$0.00	0.0	0	\$0.00	0.0	0
Graduate	\$3,023,477.00	7,293.0	751	\$379,656.00	988.0	323	\$3,403,133.00	8,281.0	1,074
Law	\$2,613,389.00	3,036.0	213	\$203,856.00	250.0	28	\$2,817,245.00	3,286.0	241
Non-Degree	\$262,026.00	674.0	70	\$897,755.00	2,857.5	749	\$1,159,781.00	3,531.5	819
Grand Total	\$19,977,760.00	57,133.0	4,412	\$4,569,716.00	15,332.0	2,731	\$24,547,476.00	72,465.0	7,143

University of Maine System
 Student Tuition Report
University of Southern Maine
 1520: 2015 Spring

Report ID: umstutui
 Career: -ALL-
 As of : 02/15/2015
 Academic Prog: -ALL-
 Ethnic Grp: -ALL-
 Gender: -ALL-
 Source = Census

	Full-Time			Part-Time			Total		
	Revenue	Credit Hours	Count	Revenue	Credit Hours	Count	Revenue	Credit Hours	Count
In-State									
Freshman	\$1,617,205.00	6,382.0	468	\$259,077.00	976.0	118	\$1,876,282.00	7,358.0	586
Sophomore	\$2,259,090.00	8,892.0	654	\$392,539.00	1,476.5	192	\$2,651,629.00	10,368.5	846
Junior	\$2,741,169.00	10,795.5	789	\$606,701.00	2,300.0	327	\$3,347,870.00	13,095.5	1,116
Senior	\$4,194,456.00	16,498.0	1,212	\$1,753,462.00	6,799.0	1,005	\$5,947,918.00	23,297.0	2,217
5 Year	\$0.00	0.0	0	\$0.00	0.0	0	\$0.00	0.0	0
Associate	\$0.00	0.0	0	\$0.00	0.0	0	\$0.00	0.0	0
Graduate	\$2,707,809.00	7,118.5	787	\$396,781.00	1,041.5	344	\$3,104,590.00	8,160.0	1,131
Law	\$1,873,119.00	2,487.0	168	\$80,987.00	109.0	13	\$1,954,106.00	2,596.0	181
Non-Degree	\$205,292.00	718.0	74	\$755,547.00	2,618.0	691	\$960,839.00	3,336.0	765
Sub Total	\$15,598,140.00	52,891.0	4,152	\$4,245,094.00	15,320.0	2,690	\$19,843,234.00	68,211.0	6,842
Out-of-State									
Freshman	\$1,228,025.00	2,003.5	141	\$45,553.00	68.5	8	\$1,273,578.00	2,072.0	149
Sophomore	\$736,875.00	1,182.0	84	\$60,515.00	85.0	10	\$797,390.00	1,267.0	94
Junior	\$861,787.00	1,395.5	96	\$96,995.00	144.0	19	\$958,782.00	1,539.5	115
Senior	\$943,354.00	1,512.0	108	\$162,308.00	246.5	38	\$1,105,662.00	1,758.5	146
5 Year	\$0.00	0.0	0	\$0.00	0.0	0	\$0.00	0.0	0
Associate	\$0.00	0.0	0	\$0.00	0.0	0	\$0.00	0.0	0
Graduate	\$779,968.00	1,431.0	110	\$19,950.00	23.0	8	\$799,918.00	1,454.0	118
Law	\$784,470.00	712.0	48	\$45,822.00	42.0	5	\$830,292.00	754.0	53
Non-Degree	\$90,660.00	87.0	7	\$41,373.00	63.5	15	\$132,033.00	150.5	22
Sub Total	\$5,425,139.00	8,323.0	594	\$472,516.00	672.5	103	\$5,897,655.00	8,995.5	697
Total									
Freshman	\$2,845,230.00	8,385.5	609	\$304,630.00	1,044.5	126	\$3,149,860.00	9,430.0	735
Sophomore	\$2,995,965.00	10,074.0	738	\$453,054.00	1,561.5	202	\$3,449,019.00	11,635.5	940
Junior	\$3,602,956.00	12,191.0	885	\$703,696.00	2,444.0	346	\$4,306,652.00	14,635.0	1,231
Senior	\$5,137,810.00	18,010.0	1,320	\$1,915,770.00	7,045.5	1,043	\$7,053,580.00	25,055.5	2,363
5 Year	\$0.00	0.0	0	\$0.00	0.0	0	\$0.00	0.0	0
Associate	\$0.00	0.0	0	\$0.00	0.0	0	\$0.00	0.0	0
Graduate	\$3,487,777.00	8,549.5	897	\$416,731.00	1,064.5	352	\$3,904,508.00	9,614.0	1,249
Law	\$2,657,589.00	3,199.0	216	\$126,809.00	151.0	18	\$2,784,398.00	3,350.0	234
Non-Degree	\$295,952.00	805.0	81	\$796,920.00	2,681.5	706	\$1,092,872.00	3,486.5	787
Grand Total	\$21,023,279.00	61,214.0	4,746	\$4,717,610.00	15,992.5	2,793	\$25,740,889.00	77,206.5	7,539

University of Maine System
 Student Tuition Report
 University of Southern Maine
 1420: 2014 Spring

Page No. 6
 Run Date 02/15/2014
 Run Time 13:26:08

Report ID: umstutui
 Career: -ALL-
 As of : 02/15/2014
 Academic Prog: -ALL-
 Ethnic Grp: -ALL-
 Gender: -ALL-
 Source = Census

	Full-Time			Part-Time			Total		
	Revenue	Credit Hours	Count	Revenue	Credit Hours	Count	Revenue	Credit Hours	Count
In-State									
Freshman	\$2,012,898.00	7,944.5	579	\$225,679.00	852.0	110	\$2,238,577.00	8,796.5	689
Sophomore	\$2,402,928.00	9,470.0	689	\$468,699.00	1,784.5	245	\$2,871,627.00	11,254.5	934
Junior	\$2,855,647.00	11,253.0	831	\$740,292.00	2,812.5	393	\$3,595,939.00	14,065.5	1,224
Senior	\$4,349,833.00	17,093.5	1,264	\$1,732,598.00	6,759.5	1,029	\$6,082,431.00	23,853.0	2,293
5 Year	\$0.00	0.0	0	\$0.00	0.0	0	\$0.00	0.0	0
Associate	\$0.00	0.0	0	\$0.00	0.0	0	\$0.00	0.0	0
Graduate	\$2,655,355.00	6,982.0	799	\$387,410.00	1,015.5	339	\$3,042,765.00	7,997.5	1,138
Law	\$1,935,041.00	2,574.0	174	\$156,773.00	211.0	23	\$2,091,814.00	2,785.0	197
<u>Non-Degree</u>	<u>\$196,827.00</u>	<u>667.5</u>	<u>70</u>	<u>\$837,584.00</u>	<u>2,851.5</u>	<u>799</u>	<u>\$1,034,411.00</u>	<u>3,519.0</u>	<u>869</u>
Sub Total	\$16,408,529.00	55,984.5	4,406	\$4,549,035.00	16,286.5	2,938	\$20,957,564.00	72,271.0	7,344
Out-of-State									
Freshman	\$1,071,605.00	1,695.0	120	\$41,563.00	62.0	7	\$1,113,168.00	1,757.0	127
Sophomore	\$1,090,753.00	1,730.0	122	\$59,850.00	90.0	11	\$1,150,603.00	1,820.0	133
Junior	\$795,490.00	1,283.5	91	\$100,273.00	158.5	21	\$895,763.00	1,442.0	112
Senior	\$1,068,326.00	1,720.0	122	\$218,977.00	354.0	54	\$1,287,303.00	2,074.0	176
5 Year	\$0.00	0.0	0	\$0.00	0.0	0	\$0.00	0.0	0
Associate	\$0.00	0.0	0	\$0.00	0.0	0	\$0.00	0.0	0
Graduate	\$778,701.00	1,424.5	113	\$14,706.00	15.0	5	\$793,407.00	1,439.5	118
Law	\$995,430.00	914.0	61	\$53,900.00	49.0	7	\$1,049,330.00	963.0	68
<u>Non-Degree</u>	<u>\$31,920.00</u>	<u>48.0</u>	<u>4</u>	<u>\$102,582.00</u>	<u>151.0</u>	<u>35</u>	<u>\$134,502.00</u>	<u>199.0</u>	<u>39</u>
Sub Total	\$5,832,225.00	8,815.0	633	\$591,851.00	879.5	140	\$6,424,076.00	9,694.5	773
Total									
Freshman	\$3,084,503.00	9,639.5	699	\$267,242.00	914.0	117	\$3,351,745.00	10,553.5	816
Sophomore	\$3,493,681.00	11,200.0	811	\$528,549.00	1,874.5	256	\$4,022,230.00	13,074.5	1,067
Junior	\$3,651,137.00	12,536.5	922	\$840,565.00	2,971.0	414	\$4,491,702.00	15,507.5	1,336
Senior	\$5,418,159.00	18,813.5	1,386	\$1,951,575.00	7,113.5	1,083	\$7,369,734.00	25,927.0	2,469
5 Year	\$0.00	0.0	0	\$0.00	0.0	0	\$0.00	0.0	0
Associate	\$0.00	0.0	0	\$0.00	0.0	0	\$0.00	0.0	0
Graduate	\$3,434,056.00	8,406.5	912	\$402,116.00	1,030.5	344	\$3,836,172.00	9,437.0	1,256
Law	\$2,930,471.00	3,488.0	235	\$210,673.00	260.0	30	\$3,141,144.00	3,748.0	265
<u>Non-Degree</u>	<u>\$228,747.00</u>	<u>715.5</u>	<u>74</u>	<u>\$940,166.00</u>	<u>3,002.5</u>	<u>834</u>	<u>\$1,168,913.00</u>	<u>3,718.0</u>	<u>908</u>
Grand Total	\$22,240,754.00	64,799.5	5,039	\$5,140,886.00	17,166.0	3,078	\$27,381,640.00	81,965.5	8,117

University of Maine System
 Student Tuition Report
 University of Southern Maine
 1320: 2013 Spring

Report ID: umstutui
 Career: -ALL-
 As of : 02/15/2013
 Academic Prog: -ALL-
 Ethnic Grp: -ALL-
 Gender: -ALL-
 Source = Census

	Full-Time			Part-Time			Total		
	Revenue	Credit Hours	Count	Revenue	Credit Hours	Count	Revenue	Credit Hours	Count
In-State									
Freshman	\$2,344,336.00	9,241.0	666	\$280,582.00	1,062.0	137	\$2,624,918.00	10,303.0	803
Sophomore	\$2,446,563.00	9,643.0	710	\$483,873.00	1,800.5	244	\$2,930,436.00	11,443.5	954
Junior	\$2,956,275.00	11,654.5	862	\$761,166.00	2,916.5	410	\$3,717,441.00	14,571.0	1,272
Senior	\$4,602,695.00	18,070.0	1,347	\$1,948,043.00	7,582.5	1,116	\$6,550,738.00	25,652.5	2,463
5 Year	\$0.00	0.0	0	\$0.00	0.0	0	\$0.00	0.0	0
Associate	\$0.00	0.0	0	\$0.00	0.0	0	\$0.00	0.0	0
Graduate	\$2,811,444.00	7,403.5	815	\$450,550.00	1,179.0	391	\$3,261,994.00	8,582.5	1,206
Law	\$1,916,940.00	2,487.0	172	\$105,506.00	142.0	17	\$2,022,446.00	2,629.0	189
Non-Degree	\$218,597.00	734.5	80	\$853,104.00	2,948.5	803	\$1,071,701.00	3,683.0	883
Sub Total	\$17,296,850.00	59,233.5	4,652	\$4,882,824.00	17,631.0	3,118	\$22,179,674.00	76,864.5	7,770
Out-of-State									
Freshman	\$1,150,266.00	1,815.0	131	\$44,888.00	63.5	8	\$1,195,154.00	1,878.5	139
Sophomore	\$906,163.00	1,411.0	102	\$54,436.00	84.0	10	\$960,599.00	1,495.0	112
Junior	\$871,820.00	1,359.5	100	\$81,415.00	119.0	16	\$953,235.00	1,478.5	116
Senior	\$1,073,971.00	1,713.0	123	\$197,933.00	315.0	50	\$1,271,904.00	2,028.0	173
5 Year	\$0.00	0.0	0	\$0.00	0.0	0	\$0.00	0.0	0
Associate	\$0.00	0.0	0	\$0.00	0.0	0	\$0.00	0.0	0
Graduate	\$885,011.00	1,500.0	119	\$18,696.00	24.0	7	\$903,707.00	1,524.0	126
Law	\$1,180,890.00	1,088.0	73	\$71,564.00	62.0	8	\$1,252,454.00	1,150.0	81
Non-Degree	\$157,419.00	163.0	14	\$124,201.00	176.5	40	\$281,620.00	339.5	54
Sub Total	\$6,225,540.00	9,049.5	662	\$593,133.00	844.0	139	\$6,818,673.00	9,893.5	801
Total									
Freshman	\$3,494,602.00	11,056.0	797	\$325,470.00	1,125.5	145	\$3,820,072.00	12,181.5	942
Sophomore	\$3,352,726.00	11,054.0	812	\$538,309.00	1,884.5	254	\$3,891,035.00	12,938.5	1,066
Junior	\$3,828,095.00	13,014.0	962	\$842,581.00	3,035.5	426	\$4,670,676.00	16,049.5	1,388
Senior	\$5,676,666.00	19,783.0	1,470	\$2,145,976.00	7,897.5	1,166	\$7,822,642.00	27,680.5	2,636
5 Year	\$0.00	0.0	0	\$0.00	0.0	0	\$0.00	0.0	0
Associate	\$0.00	0.0	0	\$0.00	0.0	0	\$0.00	0.0	0
Graduate	\$3,696,455.00	8,903.5	934	\$469,246.00	1,203.0	398	\$4,165,701.00	10,106.5	1,332
Law	\$3,097,830.00	3,575.0	245	\$177,070.00	204.0	25	\$3,274,900.00	3,779.0	270
Non-Degree	\$376,016.00	897.5	94	\$977,305.00	3,125.0	843	\$1,353,321.00	4,022.5	937
Grand Total	\$23,522,390.00	68,283.0	5,314	\$5,475,957.00	18,475.0	3,257	\$28,998,347.00	86,758.0	8,571

University of Maine System
Student Tuition Report
University of Southern Maine
1220: 2012 Spring

Page No. 6
Run Date 02/15/2012
Run Time 15:39:39

Report ID: umstutui
Career: -ALL-
As of : 02/15/2012
Academic Prog: -ALL-
Ethnic Grp: -ALL-
Gender: -ALL-
Source = Census

	Full-Time			Part-Time			Total		
	Revenue	Credit Hours	Count	Revenue	Credit Hours	Count	Revenue	Credit Hours	Count
In-State									
Freshman	\$2,039,077.00	8,035.5	579	\$293,483.00	1,140.0	143	\$2,332,560.00	9,175.5	722
Sophomore	\$2,522,957.00	9,942.0	730	\$540,421.00	2,065.0	270	\$3,063,378.00	12,007.0	1,000
Junior	\$3,072,476.00	12,086.0	894	\$779,150.00	2,996.5	415	\$3,851,626.00	15,082.5	1,309
Senior	\$4,846,820.00	19,070.5	1,421	\$1,957,544.00	7,585.0	1,110	\$6,804,364.00	26,655.5	2,531
5 Year	\$0.00	0.0	0	\$0.00	0.0	0	\$0.00	0.0	0
Associate	\$0.00	0.0	0	\$0.00	0.0	0	\$0.00	0.0	0
Graduate	\$2,794,928.00	7,353.0	808	\$469,487.00	1,228.5	404	\$3,264,415.00	8,581.5	1,212
Law	\$1,914,255.00	2,616.0	177	\$115,360.00	159.0	19	\$2,029,615.00	2,775.0	196
Non-Degree	\$226,692.00	762.5	82	\$1,009,482.00	3,506.5	949	\$1,236,174.00	4,269.0	1,031
Sub Total	\$17,417,205.00	59,865.5	4,691	\$5,164,927.00	18,680.5	3,310	\$22,582,132.00	78,546.0	8,001
Out-of-State									
Freshman	\$829,261.00	1,295.0	92	\$71,156.00	100.0	12	\$900,417.00	1,395.0	104
Sophomore	\$889,352.00	1,383.5	101	\$82,080.00	129.0	17	\$971,432.00	1,512.5	118
Junior	\$980,833.00	1,573.5	113	\$76,903.00	116.5	14	\$1,057,736.00	1,690.0	127
Senior	\$1,433,348.00	2,265.5	161	\$212,991.00	325.5	48	\$1,646,339.00	2,591.0	209
5 Year	\$0.00	0.0	0	\$0.00	0.0	0	\$0.00	0.0	0
Associate	\$0.00	0.0	0	\$0.00	0.0	0	\$0.00	0.0	0
Graduate	\$899,250.00	1,544.5	119	\$30,438.00	33.0	9	\$929,688.00	1,577.5	128
Law	\$1,070,418.00	1,022.5	68	\$31,369.00	14.0	3	\$1,101,787.00	1,036.5	71
Non-Degree	\$92,487.00	87.0	9	\$139,158.00	203.0	42	\$231,645.00	290.0	51
Sub Total	\$6,194,949.00	9,171.5	663	\$644,095.00	921.0	145	\$6,839,044.00	10,092.5	808
Total									
Freshman	\$2,868,338.00	9,330.5	671	\$364,639.00	1,240.0	155	\$3,232,977.00	10,570.5	826
Sophomore	\$3,412,309.00	11,325.5	831	\$622,501.00	2,194.0	287	\$4,034,810.00	13,519.5	1,118
Junior	\$4,053,309.00	13,659.5	1,007	\$856,053.00	3,113.0	429	\$4,909,362.00	16,772.5	1,436
Senior	\$6,280,168.00	21,336.0	1,582	\$2,170,535.00	7,910.5	1,158	\$8,450,703.00	29,246.5	2,740
5 Year	\$0.00	0.0	0	\$0.00	0.0	0	\$0.00	0.0	0
Associate	\$0.00	0.0	0	\$0.00	0.0	0	\$0.00	0.0	0
Graduate	\$3,694,178.00	8,897.5	927	\$499,925.00	1,261.5	413	\$4,194,103.00	10,159.0	1,340
Law	\$2,984,673.00	3,638.5	245	\$146,729.00	173.0	22	\$3,131,402.00	3,811.5	267
Non-Degree	\$319,179.00	849.5	91	\$1,148,640.00	3,709.5	991	\$1,467,819.00	4,559.0	1,082
Grand Total	\$23,612,154.00	69,037.0	5,354	\$5,809,022.00	19,601.5	3,455	\$29,421,176.00	88,638.5	8,809

Report ID: umstutui
 Career: -ALL-
 As of : 02/15/2011
 Academic Prog: -ALL-
 Ethnic Grp: -ALL-
 Gender: -ALL-
 Source = Census

University of Maine System
 Student Tuition Report
 University of Southern Maine
 1120: 2011 Spring

Page No. 6
 Run Date 02/16/2011
 Run Time 09:31:06

	Full-Time			Part-Time			Total		
	Revenue	Credit Hours	Count	Revenue	Credit Hours	Count	Revenue	Credit Hours	Count
In-State									
Freshman	\$2,342,258.00	9,652.0	698	\$265,353.00	1,058.5	144	\$2,607,611.00	10,710.5	842
Sophomore	\$2,761,341.00	11,385.5	837	\$538,692.00	2,128.0	289	\$3,300,033.00	13,513.5	1,126
Junior	\$3,144,548.00	12,967.0	955	\$772,706.00	3,150.0	446	\$3,917,254.00	16,117.0	1,401
Senior	\$4,265,065.00	17,517.5	1,295	\$1,752,291.00	7,102.0	1,069	\$6,017,356.00	24,619.5	2,364
5 Year	\$0.00	0.0	0	\$0.00	0.0	0	\$0.00	0.0	0
Associate	\$0.00	0.0	0	\$0.00	0.0	0	\$0.00	0.0	0
Graduate	\$2,828,452.00	7,781.5	855	\$852,224.00	2,335.0	775	\$3,680,676.00	10,116.5	1,630
Law	\$1,818,960.00	2,569.0	176	\$128,154.00	180.0	20	\$1,947,114.00	2,749.0	196
Non-Degree	\$172,425.00	709.5	55	\$552,286.00	2,255.0	547	\$724,711.00	2,964.5	602
Sub Total	\$17,333,049.00	62,582.0	4,871	\$4,861,706.00	18,208.5	3,290	\$22,194,755.00	80,790.5	8,161
Out-of-State									
Freshman	\$1,093,846.00	1,719.5	122	\$72,594.00	107.0	12	\$1,166,440.00	1,826.5	134
Sophomore	\$1,126,687.00	1,811.0	130	\$83,391.00	124.5	15	\$1,210,078.00	1,935.5	145
Junior	\$1,241,171.00	2,012.0	143	\$30,238.00	49.0	7	\$1,271,409.00	2,061.0	150
Senior	\$1,151,176.00	1,852.5	135	\$215,028.00	336.0	49	\$1,366,204.00	2,188.5	184
5 Year	\$0.00	0.0	0	\$0.00	0.0	0	\$0.00	0.0	0
Associate	\$0.00	0.0	0	\$0.00	0.0	0	\$0.00	0.0	0
Graduate	\$828,592.00	1,466.0	112	\$31,405.00	37.0	13	\$859,997.00	1,503.0	125
Law	\$1,146,831.00	1,128.0	76	\$21,000.00	20.0	2	\$1,167,831.00	1,148.0	78
Non-Degree	\$16,350.00	25.0	2	\$130,621.00	204.5	47	\$146,971.00	229.5	49
Sub Total	\$6,604,653.00	10,014.0	720	\$584,277.00	878.0	145	\$7,188,930.00	10,892.0	865
Total									
Freshman	\$3,436,104.00	11,371.5	820	\$337,947.00	1,165.5	156	\$3,774,051.00	12,537.0	976
Sophomore	\$3,888,028.00	13,196.5	967	\$622,083.00	2,252.5	304	\$4,510,111.00	15,449.0	1,271
Junior	\$4,385,719.00	14,979.0	1,098	\$802,944.00	3,199.0	453	\$5,188,663.00	18,178.0	1,551
Senior	\$5,416,241.00	19,370.0	1,430	\$1,967,319.00	7,438.0	1,118	\$7,383,560.00	26,808.0	2,548
5 Year	\$0.00	0.0	0	\$0.00	0.0	0	\$0.00	0.0	0
Associate	\$0.00	0.0	0	\$0.00	0.0	0	\$0.00	0.0	0
Graduate	\$3,657,044.00	9,247.5	967	\$883,629.00	2,372.0	788	\$4,540,673.00	11,619.5	1,755
Law	\$2,965,791.00	3,697.0	252	\$149,154.00	200.0	22	\$3,114,945.00	3,897.0	274
Non-Degree	\$188,775.00	734.5	57	\$682,907.00	2,459.5	594	\$871,682.00	3,194.0	651
Grand Total	\$23,937,702.00	72,596.0	5,591	\$5,445,983.00	19,086.5	3,435	\$29,383,685.00	91,682.5	9,026

University of Maine System
Student Tuition Report
University of Southern Maine
1020: 2010 Spring

Page No. 6
Run Date 02/15/2010
Run Time 21:09:11

Report ID: umstutui
Career: -ALL-
As of : 02/15/2010
Academic Prog: -ALL-
Ethnic Grp: -ALL-
Gender: -ALL-

	Full-Time			Part-Time			Total		
	Revenue	Credit Hours	Count	Revenue	Credit Hours	Count	Revenue	Credit Hours	Count
In-State									
Freshman	\$2,352,307.00	10,165.0	739	\$280,667.00	1,166.0	160	\$2,632,974.00	11,331.0	899
Sophomore	\$2,807,750.00	12,138.0	890	\$492,273.00	2,067.0	279	\$3,300,023.00	14,205.0	1,169
Junior	\$2,996,008.00	12,935.5	956	\$694,857.00	2,937.5	419	\$3,690,865.00	15,873.0	1,375
Senior	\$3,804,923.00	16,370.5	1,213	\$1,658,195.00	7,081.5	1,059	\$5,463,118.00	23,452.0	2,272
5 Year	\$0.00	0.0	0	\$0.00	0.0	0	\$0.00	0.0	0
Associate	\$0.00	0.0	0	\$0.00	0.0	0	\$0.00	0.0	0
Graduate	\$2,423,129.00	7,074.0	791	\$896,693.00	2,594.5	857	\$3,319,822.00	9,668.5	1,648
Law	\$1,840,377.00	2,793.0	189	\$49,324.00	76.0	8	\$1,889,701.00	2,869.0	197
Non-Degree	\$163,434.00	706.0	53	\$676,744.00	2,898.0	708	\$840,178.00	3,604.0	761
Sub Total	\$16,387,928.00	62,182.0	4,831	\$4,748,753.00	18,820.5	3,490	\$21,136,681.00	81,002.5	8,321
Out-of-State									
Freshman	\$1,242,581.00	2,025.0	148	\$73,040.00	115.5	12	\$1,315,621.00	2,140.5	160
Sophomore	\$1,296,641.00	2,178.5	158	\$82,302.00	123.0	15	\$1,378,943.00	2,301.5	173
Junior	\$938,132.00	1,528.0	112	\$48,169.00	71.5	9	\$986,301.00	1,599.5	121
Senior	\$1,052,155.00	1,726.0	125	\$206,024.00	326.5	47	\$1,258,179.00	2,052.5	172
5 Year	\$0.00	0.0	0	\$0.00	0.0	0	\$0.00	0.0	0
Associate	\$0.00	0.0	0	\$0.00	0.0	0	\$0.00	0.0	0
Graduate	\$850,963.00	1,565.5	122	\$33,238.00	40.0	14	\$884,201.00	1,605.5	136
Law	\$868,500.00	883.0	60	\$7,312.00	8.0	1	\$875,812.00	891.0	61
Non-Degree	\$40,453.00	63.5	5	\$88,487.00	145.0	33	\$128,940.00	208.5	38
Sub Total	\$6,289,425.00	9,969.5	730	\$538,572.00	829.5	131	\$6,827,997.00	10,799.0	861
Total									
Freshman	\$3,594,888.00	12,190.0	887	\$353,707.00	1,281.5	172	\$3,948,595.00	13,471.5	1,059
Sophomore	\$4,104,391.00	14,316.5	1,048	\$574,575.00	2,190.0	294	\$4,678,966.00	16,506.5	1,342
Junior	\$3,934,140.00	14,463.5	1,068	\$743,026.00	3,009.0	428	\$4,677,166.00	17,472.5	1,496
Senior	\$4,857,078.00	18,096.5	1,338	\$1,864,219.00	7,408.0	1,106	\$6,721,297.00	25,504.5	2,444
5 Year	\$0.00	0.0	0	\$0.00	0.0	0	\$0.00	0.0	0
Associate	\$0.00	0.0	0	\$0.00	0.0	0	\$0.00	0.0	0
Graduate	\$3,274,092.00	8,639.5	913	\$929,931.00	2,634.5	871	\$4,204,023.00	11,274.0	1,784
Law	\$2,708,877.00	3,676.0	249	\$56,636.00	84.0	9	\$2,765,513.00	3,760.0	258
Non-Degree	\$203,887.00	769.5	58	\$765,231.00	3,043.0	741	\$969,118.00	3,812.5	799
Grand Total	\$22,677,353.00	72,151.5	5,561	\$5,287,325.00	19,650.0	3,621	\$27,964,678.00	91,801.5	9,182

University of Maine System
Student Tuition Report
University of Southern Maine
0920: 2009 Spring

Page No. 6
Run Date 02/14/2009
Run Time 10:15:05

Report ID: umstutui
Career: -ALL-
As of : 02/14/2009
Academic Prog: -ALL-
Ethnic Grp: -ALL-
Gender: -ALL-

	Full-Time			Part-Time			Total		
	Revenue	Credit Hours	Count	Revenue	Credit Hours	Count	Revenue	Credit Hours	Count
In-State									
Freshman	\$2,550,818.00	11,712.0	851	\$345,748.00	1,533.0	200	\$2,896,566.00	13,245.0	1,051
Sophomore	\$2,477,897.00	11,334.5	836	\$413,982.00	1,863.0	263	\$2,891,879.00	13,197.5	1,099
Junior	\$2,582,646.00	11,851.0	873	\$634,489.00	2,833.5	418	\$3,217,135.00	14,684.5	1,291
Senior	\$3,434,372.00	15,569.5	1,141	\$1,357,813.00	6,222.5	974	\$4,792,185.00	21,792.0	2,115
5 Year	\$0.00	0.0	0	\$0.00	0.0	0	\$0.00	0.0	0
Associate	\$0.00	0.0	0	\$0.00	0.0	0	\$0.00	0.0	0
Graduate	\$2,180,535.00	6,765.0	754	\$852,764.00	2,606.5	868	\$3,033,299.00	9,371.5	1,622
Law	\$1,806,012.00	2,939.5	197	\$37,944.00	57.0	6	\$1,843,956.00	2,996.5	203
Non-Degree	\$197,290.00	906.0	69	\$717,983.00	3,277.0	784	\$915,273.00	4,183.0	853
Sub Total	\$15,229,570.00	61,077.5	4,721	\$4,360,723.00	18,392.5	3,513	\$19,590,293.00	79,470.0	8,234
Out-of-State									
Freshman	\$1,608,446.00	2,821.5	199	\$92,994.00	156.5	17	\$1,701,440.00	2,978.0	216
Sophomore	\$941,182.00	1,608.5	118	\$84,882.00	145.5	17	\$1,026,064.00	1,754.0	135
Junior	\$917,317.00	1,571.0	110	\$40,033.00	66.5	8	\$957,350.00	1,637.5	118
Senior	\$1,082,879.00	1,924.0	136	\$128,271.00	240.5	38	\$1,211,150.00	2,164.5	174
5 Year	\$0.00	0.0	0	\$0.00	0.0	0	\$0.00	0.0	0
Associate	\$0.00	0.0	0	\$0.00	0.0	0	\$0.00	0.0	0
Graduate	\$821,054.00	1,584.5	126	\$19,030.00	29.5	9	\$840,084.00	1,614.0	135
Law	\$863,160.00	925.0	62	\$10,582.00	11.0	1	\$873,742.00	936.0	63
Non-Degree	\$21,672.00	36.0	3	\$112,305.00	326.0	67	\$133,977.00	362.0	70
Sub Total	\$6,255,710.00	10,470.5	754	\$488,097.00	975.5	157	\$6,743,807.00	11,446.0	911
Total									
Freshman	\$4,159,264.00	14,533.5	1,050	\$438,742.00	1,689.5	217	\$4,598,006.00	16,223.0	1,267
Sophomore	\$3,419,079.00	12,943.0	954	\$498,864.00	2,008.5	280	\$3,917,943.00	14,951.5	1,234
Junior	\$3,499,963.00	13,422.0	983	\$674,522.00	2,900.0	426	\$4,174,485.00	16,322.0	1,409
Senior	\$4,517,251.00	17,493.5	1,277	\$1,486,084.00	6,463.0	1,012	\$6,003,335.00	23,956.5	2,289
5 Year	\$0.00	0.0	0	\$0.00	0.0	0	\$0.00	0.0	0
Associate	\$0.00	0.0	0	\$0.00	0.0	0	\$0.00	0.0	0
Graduate	\$3,001,589.00	8,349.5	880	\$871,794.00	2,636.0	877	\$3,873,383.00	10,985.5	1,757
Law	\$2,669,172.00	3,864.5	259	\$48,526.00	68.0	7	\$2,717,698.00	3,932.5	266
Non-Degree	\$218,962.00	942.0	72	\$830,288.00	3,603.0	851	\$1,049,250.00	4,545.0	923
Grand Total	\$21,485,280.00	71,548.0	5,475	\$4,848,820.00	19,368.0	3,670	\$26,334,100.00	90,916.0	9,145