

Student Tuition Report (Census)

Current Selections

TERM

2020 Summer ▾

CAMPUS

USM ▾

IN/OUT STATE

In-State ▾

ACAD_CAREER

All ▾

ACAD_PROGRAM

All ▾

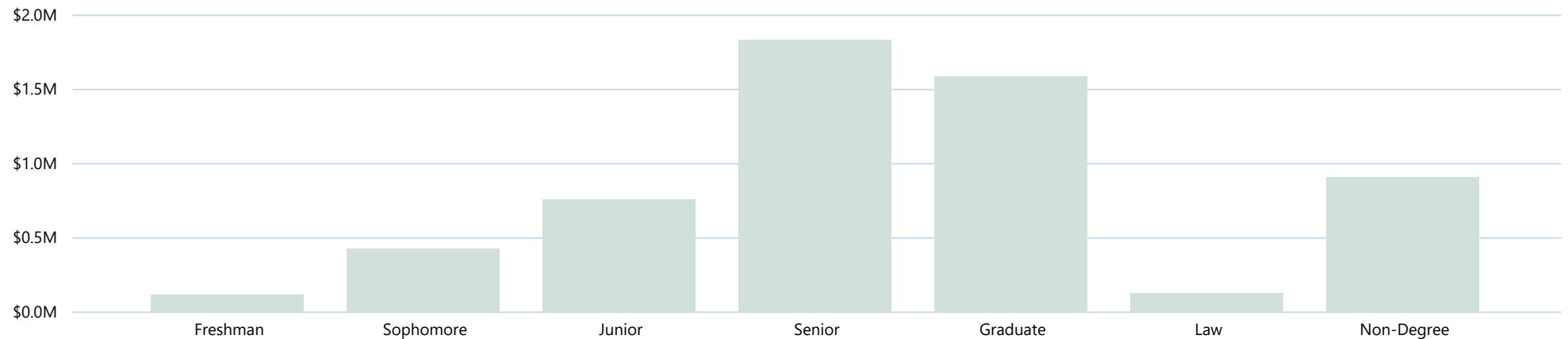
ETHNICITY

All ▾

In-State for 2020 Summer -University of Southern Maine-

FULL_PART ACADEMIC_LEVEL	Full-Time			Part-Time			Total		
	REVENUE	CREDITS	COUNT	REVENUE	CREDITS	COUNT	REVENUE	CREDITS	COUNT
Freshman	\$26,976.00	93.00	7	\$89,078.00	301.00	53	\$116,054.00	394.00	60
Sophomore	\$73,061.00	249.50	19	\$353,505.00	1,154.50	224	\$426,566.00	1,404.00	243
Junior	\$186,726.00	651.50	49	\$574,091.00	1,937.00	351	\$760,817.00	2,588.50	400
Senior	\$616,096.00	2,179.50	150	\$1,219,979.00	4,185.50	818	\$1,836,075.00	6,365.00	968
Graduate	\$1,169,592.00	2,768.00	393	\$421,421.00	995.00	334	\$1,591,013.00	3,763.00	727
Law				\$127,796.00	178.00	36	\$127,796.00	178.00	36
Non-Degree	\$174,636.00	476.00	58	\$734,540.00	2,312.00	591	\$909,176.00	2,788.00	649
Total	\$2,247,087.00	6,417.50	676	\$3,520,410.00	11,063.00	2407	\$5,767,497.00	17,480.50	3083

Revenue by Academic Level



Student Tuition Report (Census)

Out-of-State for 2020 Summer -University of Southern Maine-

FULL_PART ACADEMIC_LEVEL	Full-Time			Part-Time			Total		
	REVENUE	CREDITS	COUNT	REVENUE	CREDITS	COUNT	REVENUE	CREDITS	COUNT
Freshman				\$41,015.00	55.50	10	\$41,015.00	55.50	10
Sophomore	\$28,821.00	38.00	3	\$88,218.00	132.00	26	\$117,039.00	170.00	29
Junior	\$54,622.00	81.00	6	\$204,278.00	275.50	65	\$258,900.00	356.50	71
Senior	\$382,525.00	610.50	40	\$319,990.00	453.50	94	\$702,515.00	1,064.00	134
Graduate	\$883,859.00	1,656.00	234	\$80,922.00	132.00	44	\$964,781.00	1,788.00	278
Law				\$95,342.00	86.00	16	\$95,342.00	86.00	16
Non-Degree	\$13,170.00	18.00	3	\$153,129.00	210.00	52	\$166,299.00	228.00	55
Total	\$1,362,997.00	2,403.50	286	\$982,894.00	1,344.50	307	\$2,345,891.00	3,748.00	593

Current Selections

TERM

2020 Summer ▾

CAMPUS

USM ▾

IN/OUT STATE

Out-of-State ▾

ACAD_CAREER

All ▾

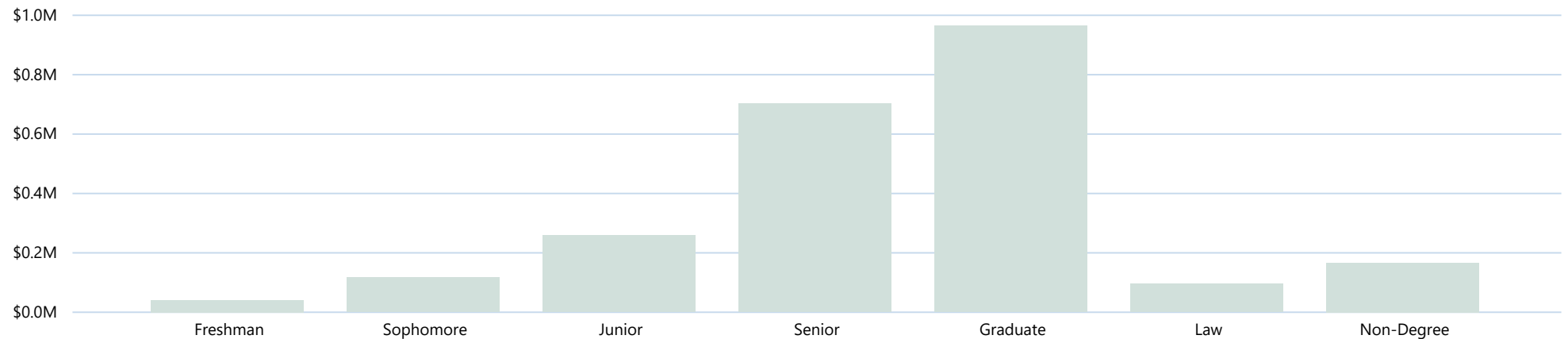
ACAD_PROGRAM

All ▾

ETHNICITY

All ▾

Revenue by Academic Level



Student Tuition Report (Census)

Total for 2020 Summer -University of Southern Maine-

FULL_PART ACADEMIC_LEVEL	Full-Time			Part-Time			Total		
	REVENUE	CREDITS	COUNT	REVENUE	CREDITS	COUNT	REVENUE	CREDITS	COUNT
Freshman	\$26,976.00	93.00	7	\$130,093.00	356.50	63	\$157,069.00	449.50	70
Sophomore	\$101,882.00	287.50	22	\$441,723.00	1,286.50	250	\$543,605.00	1,574.00	272
Junior	\$241,348.00	732.50	55	\$778,369.00	2,212.50	416	\$1,019,717.00	2,945.00	471
Senior	\$998,621.00	2,790.00	190	\$1,539,969.00	4,639.00	912	\$2,538,590.00	7,429.00	1102
Graduate	\$2,053,451.00	4,424.00	627	\$502,343.00	1,127.00	378	\$2,555,794.00	5,551.00	1005
Law				\$223,138.00	264.00	52	\$223,138.00	264.00	52
Non-Degree	\$187,806.00	494.00	61	\$887,669.00	2,522.00	643	\$1,075,475.00	3,016.00	704
Total	\$3,610,084.00	8,821.00	962	\$4,503,304.00	12,407.50	2714	\$8,113,388.00	21,228.50	3676

Current Selections

TERM

2020 Summer ▾

CAMPUS

USM ▾

IN/OUT STATE

All ▾

ACAD_CAREER

All ▾

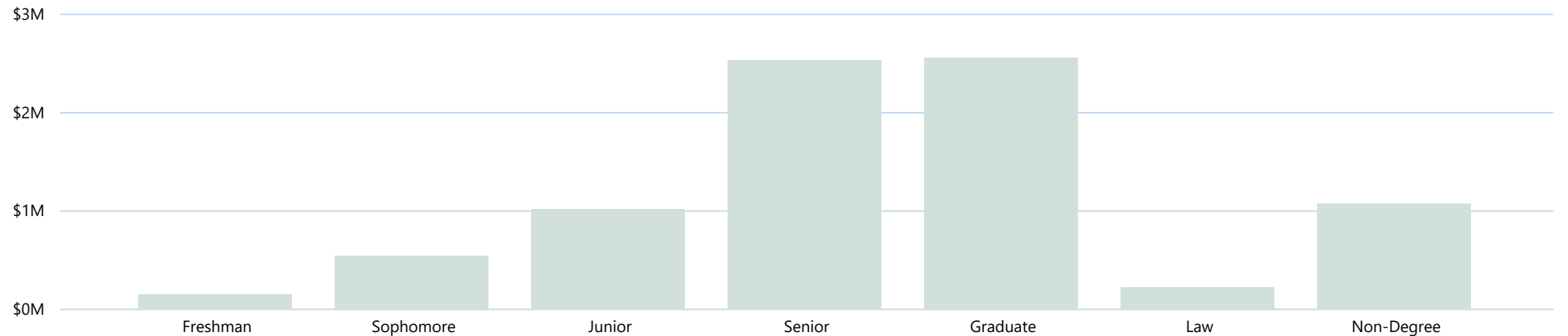
ACAD_PROGRAM

All ▾

ETHNICITY

All ▾

Revenue by Academic Level



University of Maine System
 Student Tuition Report
University of Southern Maine
 1930: 2019 Summer

Report ID: umstutui
 Career: -ALL-
 As of : 08/15/2019
 Academic Prog: -ALL-
 Ethnic Grp: -ALL-
 Gender: -ALL-
 Source = Census

	Full-Time			Part-Time			Total		
	Revenue	Credit Hours	Count	Revenue	Credit Hours	Count	Revenue	Credit Hours	Count
In-State									
Freshman	\$14,499.00	53.5	4	\$74,528.00	251.0	51	\$89,027.00	304.5	55
Sophomore	\$81,031.00	296.0	22	\$298,788.00	1,050.0	216	\$379,819.00	1,346.0	238
Junior	\$176,423.00	633.0	47	\$500,274.00	1,742.0	333	\$676,697.00	2,375.0	380
Senior	\$416,257.00	1,533.0	108	\$1,086,188.00	3,838.5	788	\$1,502,445.00	5,371.5	896
5 Year	\$0.00	0.0	0	\$0.00	0.0	0	\$0.00	0.0	0
Associate	\$0.00	0.0	0	\$0.00	0.0	0	\$0.00	0.0	0
Graduate	\$1,136,139.00	2,824.0	404	\$420,218.00	1,021.0	338	\$1,556,357.00	3,845.0	742
Law	\$0.00	0.0	0	\$139,684.00	188.0	35	\$139,684.00	188.0	35
Non-Degree	\$169,964.00	451.0	59	\$795,290.00	2,596.0	675	\$965,254.00	3,047.0	734
Sub Total	\$1,994,313.00	5,790.5	644	\$3,314,970.00	10,686.5	2,436	\$5,309,283.00	16,477.0	3,080
Out-of-State									
Freshman	\$8,556.00	12.0	1	\$21,917.00	32.5	7	\$30,473.00	44.5	8
Sophomore	\$8,556.00	12.0	1	\$116,327.00	172.0	40	\$124,883.00	184.0	41
Junior	\$32,483.00	55.0	4	\$150,466.00	223.0	49	\$182,949.00	278.0	53
Senior	\$277,705.00	470.0	31	\$247,122.00	376.5	83	\$524,827.00	846.5	114
5 Year	\$0.00	0.0	0	\$0.00	0.0	0	\$0.00	0.0	0
Associate	\$0.00	0.0	0	\$0.00	0.0	0	\$0.00	0.0	0
Graduate	\$471,234.00	738.0	108	\$30,487.00	35.0	11	\$501,721.00	773.0	119
Law	\$0.00	0.0	0	\$111,430.00	101.0	17	\$111,430.00	101.0	17
Non-Degree	\$6,108.00	12.0	2	\$94,214.00	140.0	39	\$100,322.00	152.0	41
Sub Total	\$804,642.00	1,299.0	147	\$771,963.00	1,080.0	246	\$1,576,605.00	2,379.0	393
Total									
Freshman	\$23,055.00	65.5	5	\$96,445.00	283.5	58	\$119,500.00	349.0	63
Sophomore	\$89,587.00	308.0	23	\$415,115.00	1,222.0	256	\$504,702.00	1,530.0	279
Junior	\$208,906.00	688.0	51	\$650,740.00	1,965.0	382	\$859,646.00	2,653.0	433
Senior	\$693,962.00	2,003.0	139	\$1,333,310.00	4,215.0	871	\$2,027,272.00	6,218.0	1,010
5 Year	\$0.00	0.0	0	\$0.00	0.0	0	\$0.00	0.0	0
Associate	\$0.00	0.0	0	\$0.00	0.0	0	\$0.00	0.0	0
Graduate	\$1,607,373.00	3,562.0	512	\$450,705.00	1,056.0	349	\$2,058,078.00	4,618.0	861
Law	\$0.00	0.0	0	\$251,114.00	289.0	52	\$251,114.00	289.0	52
Non-Degree	\$176,072.00	463.0	61	\$889,504.00	2,736.0	714	\$1,065,576.00	3,199.0	775
Grand Total	\$2,798,955.00	7,089.5	791	\$4,086,933.00	11,766.5	2,682	\$6,885,888.00	18,856.0	3,473

University of Maine System
 Student Tuition Report
 University of Southern Maine
 1830: 2018 Summer

Report ID: umstutui
 Career: -ALL-
 As of : 08/15/2018
 Academic Prog: -ALL-
 Ethnic Grp: -ALL-
 Gender: -ALL-
 Source = Census

	Full-Time			Part-Time			Total		
	Revenue	Credit Hours	Count	Revenue	Credit Hours	Count	Revenue	Credit Hours	Count
In-State									
Freshman	\$10,611.00	40.5	3	\$81,351.00	281.5	53	\$91,962.00	322.0	56
Sophomore	\$67,989.00	259.5	20	\$339,683.00	1,231.5	243	\$407,672.00	1,491.0	263
Junior	\$157,724.00	592.0	44	\$495,180.00	1,788.0	348	\$652,904.00	2,380.0	392
Senior	\$470,814.00	1,778.0	128	\$1,047,083.00	3,864.0	785	\$1,517,897.00	5,642.0	913
5 Year	\$0.00	0.0	0	\$0.00	0.0	0	\$0.00	0.0	0
Associate	\$0.00	0.0	0	\$0.00	0.0	0	\$0.00	0.0	0
Graduate	\$1,173,087.00	3,000.5	417	\$398,109.00	1,004.0	332	\$1,571,196.00	4,004.5	749
Law	\$0.00	0.0	0	\$111,450.00	150.0	31	\$111,450.00	150.0	31
Non-Degree	\$162,964.00	464.5	60	\$812,618.00	2,709.5	716	\$975,582.00	3,174.0	776
Sub Total	\$2,043,189.00	6,135.0	672	\$3,285,474.00	11,028.5	2,508	\$5,328,663.00	17,163.5	3,180
Out-of-State									
Freshman	\$11,024.00	13.0	1	\$31,005.00	45.0	10	\$42,029.00	58.0	11
Sophomore	\$8,268.00	12.0	1	\$105,244.00	171.0	37	\$113,512.00	183.0	38
Junior	\$10,335.00	15.0	1	\$152,674.00	226.5	48	\$163,009.00	241.5	49
Senior	\$172,438.00	287.5	18	\$191,356.00	281.0	61	\$363,794.00	568.5	79
5 Year	\$0.00	0.0	0	\$0.00	0.0	0	\$0.00	0.0	0
Associate	\$0.00	0.0	0	\$0.00	0.0	0	\$0.00	0.0	0
Graduate	\$382,956.00	572.0	84	\$23,509.00	29.0	9	\$406,465.00	601.0	93
Law	\$0.00	0.0	0	\$56,712.00	57.0	9	\$56,712.00	57.0	9
Non-Degree	\$0.00	0.0	0	\$76,475.00	118.5	30	\$76,475.00	118.5	30
Sub Total	\$585,021.00	899.5	105	\$636,975.00	928.0	204	\$1,221,996.00	1,827.5	309
Total									
Freshman	\$21,635.00	53.5	4	\$112,356.00	326.5	63	\$133,991.00	380.0	67
Sophomore	\$76,257.00	271.5	21	\$444,927.00	1,402.5	280	\$521,184.00	1,674.0	301
Junior	\$168,059.00	607.0	45	\$647,854.00	2,014.5	396	\$815,913.00	2,621.5	441
Senior	\$643,252.00	2,065.5	146	\$1,238,439.00	4,145.0	846	\$1,881,691.00	6,210.5	992
5 Year	\$0.00	0.0	0	\$0.00	0.0	0	\$0.00	0.0	0
Associate	\$0.00	0.0	0	\$0.00	0.0	0	\$0.00	0.0	0
Graduate	\$1,556,043.00	3,572.5	501	\$421,618.00	1,033.0	341	\$1,977,661.00	4,605.5	842
Law	\$0.00	0.0	0	\$168,162.00	207.0	40	\$168,162.00	207.0	40
Non-Degree	\$162,964.00	464.5	60	\$889,093.00	2,828.0	746	\$1,052,057.00	3,292.5	806
Grand Total	\$2,628,210.00	7,034.5	777	\$3,922,449.00	11,956.5	2,712	\$6,550,659.00	18,991.0	3,489

Report ID: umstutui
 Career: -ALL-
 As of : 08/15/2017
 Academic Prog: -ALL-
 Ethnic Grp: -ALL-
 Gender: -ALL-
 Source = Census

University of Maine System
 Student Tuition Report
 University of Southern Maine
 1730: 2017 Summer

Page No. 6
 Run Date 08/15/2017
 Run Time 12:06:53

	Full-Time			Part-Time			Total		
	Revenue	Credit Hours	Count	Revenue	Credit Hours	Count	Revenue	Credit Hours	Count
In-State									
Freshman	\$22,011.00	84.0	6	\$80,708.00	302.0	61	\$102,719.00	386.0	67
Sophomore	\$61,479.00	237.5	18	\$259,967.00	1,001.0	215	\$321,446.00	1,238.5	233
Junior	\$142,442.00	555.5	42	\$465,151.00	1,734.5	337	\$607,593.00	2,290.0	379
Senior	\$466,660.00	1,832.5	126	\$1,165,594.00	4,422.5	839	\$1,632,254.00	6,255.0	965
5 Year	\$0.00	0.0	0	\$0.00	0.0	0	\$0.00	0.0	0
Associate	\$0.00	0.0	0	\$0.00	0.0	0	\$0.00	0.0	0
Graduate	\$981,069.00	2,598.5	383	\$345,292.00	901.0	302	\$1,326,361.00	3,499.5	685
Law	\$0.00	0.0	0	\$166,432.00	224.0	43	\$166,432.00	224.0	43
Non-Degree	\$143,974.00	429.0	55	\$782,932.00	2,692.5	738	\$926,906.00	3,121.5	793
Sub Total	\$1,817,635.00	5,737.0	630	\$3,266,076.00	11,277.5	2,535	\$5,083,711.00	17,014.5	3,165
Out-of-State									
Freshman	\$0.00	0.0	0	\$11,543.00	19.0	5	\$11,543.00	19.0	5
Sophomore	\$29,925.00	42.0	3	\$97,230.00	142.5	35	\$127,155.00	184.5	38
Junior	\$7,980.00	12.0	1	\$73,913.00	121.0	27	\$81,893.00	133.0	28
Senior	\$144,688.00	275.0	19	\$179,184.00	279.5	57	\$323,872.00	554.5	76
5 Year	\$0.00	0.0	0	\$0.00	0.0	0	\$0.00	0.0	0
Associate	\$0.00	0.0	0	\$0.00	0.0	0	\$0.00	0.0	0
Graduate	\$361,427.00	583.0	85	\$16,929.00	21.0	7	\$378,356.00	604.0	92
Law	\$0.00	0.0	0	\$98,674.00	89.0	16	\$98,674.00	89.0	16
Non-Degree	\$17,461.00	19.0	2	\$76,794.00	115.5	27	\$94,255.00	134.5	29
Sub Total	\$561,481.00	931.0	110	\$554,267.00	787.5	174	\$1,115,748.00	1,718.5	284
Total									
Freshman	\$22,011.00	84.0	6	\$92,251.00	321.0	66	\$114,262.00	405.0	72
Sophomore	\$91,404.00	279.5	21	\$357,197.00	1,143.5	250	\$448,601.00	1,423.0	271
Junior	\$150,422.00	567.5	43	\$539,064.00	1,855.5	364	\$689,486.00	2,423.0	407
Senior	\$611,348.00	2,107.5	145	\$1,344,778.00	4,702.0	896	\$1,956,126.00	6,809.5	1,041
5 Year	\$0.00	0.0	0	\$0.00	0.0	0	\$0.00	0.0	0
Associate	\$0.00	0.0	0	\$0.00	0.0	0	\$0.00	0.0	0
Graduate	\$1,342,496.00	3,181.5	468	\$362,221.00	922.0	309	\$1,704,717.00	4,103.5	777
Law	\$0.00	0.0	0	\$265,106.00	313.0	59	\$265,106.00	313.0	59
Non-Degree	\$161,435.00	448.0	57	\$859,726.00	2,808.0	765	\$1,021,161.00	3,256.0	822
Grand Total	\$2,379,116.00	6,668.0	740	\$3,820,343.00	12,065.0	2,709	\$6,199,459.00	18,733.0	3,449

Report ID: umstutui
 Career: -ALL-
 As of : 08/15/2016
 Academic Prog: -ALL-
 Ethnic Grp: -ALL-
 Gender: -ALL-
 Source = Census

University of Maine System
 Student Tuition Report
 University of Southern Maine
 1630: 2016 Summer

Page No. 6
 Run Date 08/15/2016
 Run Time 10:26:50

	Full-Time			Part-Time			Total		
	Revenue	Credit Hours	Count	Revenue	Credit Hours	Count	Revenue	Credit Hours	Count
In-State									
Freshman	\$19,861.00	78.5	6	\$72,107.00	275.0	58	\$91,968.00	353.5	64
Sophomore	\$33,649.00	133.0	10	\$270,842.00	995.5	201	\$304,491.00	1,128.5	211
Junior	\$214,420.00	842.0	63	\$494,243.00	1,858.5	347	\$708,663.00	2,700.5	410
Senior	\$444,397.00	1,744.5	122	\$1,210,504.00	4,653.5	897	\$1,654,901.00	6,398.0	1,019
5 Year	\$0.00	0.0	0	\$0.00	0.0	0	\$0.00	0.0	0
Associate	\$0.00	0.0	0	\$0.00	0.0	0	\$0.00	0.0	0
Graduate	\$996,394.00	2,614.0	382	\$326,858.00	857.0	286	\$1,323,252.00	3,471.0	668
Law	\$0.00	0.0	0	\$185,750.00	247.0	45	\$185,750.00	247.0	45
Non-Degree	\$158,017.00	479.5	61	\$734,404.00	2,576.0	680	\$892,421.00	3,055.5	741
Sub Total	\$1,866,738.00	5,891.5	644	\$3,294,708.00	11,462.5	2,514	\$5,161,446.00	17,354.0	3,158
Out-of-State									
Freshman	\$0.00	0.0	0	\$25,318.00	40.0	8	\$25,318.00	40.0	8
Sophomore	\$7,980.00	12.0	1	\$65,833.00	119.0	23	\$73,813.00	131.0	24
Junior	\$19,285.00	29.0	2	\$110,960.00	179.0	34	\$130,245.00	208.0	36
Senior	\$116,565.00	201.0	13	\$184,002.00	306.5	63	\$300,567.00	507.5	76
5 Year	\$0.00	0.0	0	\$0.00	0.0	0	\$0.00	0.0	0
Associate	\$0.00	0.0	0	\$0.00	0.0	0	\$0.00	0.0	0
Graduate	\$280,091.00	488.0	73	\$17,442.00	21.0	7	\$297,533.00	509.0	80
Law	\$0.00	0.0	0	\$68,356.00	65.0	11	\$68,356.00	65.0	11
Non-Degree	\$8,645.00	13.0	1	\$70,457.00	92.0	21	\$79,102.00	105.0	22
Sub Total	\$432,566.00	743.0	90	\$542,368.00	822.5	167	\$974,934.00	1,565.5	257
Total									
Freshman	\$19,861.00	78.5	6	\$97,425.00	315.0	66	\$117,286.00	393.5	72
Sophomore	\$41,629.00	145.0	11	\$336,675.00	1,114.5	224	\$378,304.00	1,259.5	235
Junior	\$233,705.00	871.0	65	\$605,203.00	2,037.5	381	\$838,908.00	2,908.5	446
Senior	\$560,962.00	1,945.5	135	\$1,394,506.00	4,960.0	960	\$1,955,468.00	6,905.5	1,095
5 Year	\$0.00	0.0	0	\$0.00	0.0	0	\$0.00	0.0	0
Associate	\$0.00	0.0	0	\$0.00	0.0	0	\$0.00	0.0	0
Graduate	\$1,276,485.00	3,102.0	455	\$344,300.00	878.0	293	\$1,620,785.00	3,980.0	748
Law	\$0.00	0.0	0	\$254,106.00	312.0	56	\$254,106.00	312.0	56
Non-Degree	\$166,662.00	492.5	62	\$804,861.00	2,668.0	701	\$971,523.00	3,160.5	763
Grand Total	\$2,299,304.00	6,634.5	734	\$3,837,076.00	12,285.0	2,681	\$6,136,380.00	18,919.5	3,415

University of Maine System
 Student Tuition Report
University of Southern Maine
 1530: 2015 Summer

Report ID: umstutui
 Career: -ALL-
 As of : 08/15/2015
 Academic Prog: -ALL-
 Ethnic Grp: -ALL-
 Gender: -ALL-
 Source = Census

	Full-Time			Part-Time			Total		
	Revenue	Credit Hours	Count	Revenue	Credit Hours	Count	Revenue	Credit Hours	Count
In-State									
Freshman	\$35,547.00	140.5	11	\$78,179.00	291.0	53	\$113,726.00	431.5	64
Sophomore	\$67,678.00	267.5	20	\$252,625.00	966.5	182	\$320,303.00	1,234.0	202
Junior	\$150,663.00	589.5	44	\$516,635.00	1,934.0	362	\$667,298.00	2,523.5	406
Senior	\$384,309.00	1,506.0	110	\$1,295,002.00	4,903.0	960	\$1,679,311.00	6,409.0	1,070
5 Year	\$0.00	0.0	0	\$0.00	0.0	0	\$0.00	0.0	0
Associate	\$0.00	0.0	0	\$0.00	0.0	0	\$0.00	0.0	0
Graduate	\$998,622.00	2,655.0	378	\$355,742.00	925.5	313	\$1,354,364.00	3,580.5	691
Law	\$0.00	0.0	0	\$239,246.00	322.0	58	\$239,246.00	322.0	58
Non-Degree	\$115,863.00	354.0	46	\$814,957.00	2,836.0	732	\$930,820.00	3,190.0	778
Sub Total	\$1,752,682.00	5,512.5	609	\$3,552,386.00	12,178.0	2,660	\$5,305,068.00	17,690.5	3,269
Out-of-State									
Freshman	\$0.00	0.0	0	\$27,360.00	42.0	10	\$27,360.00	42.0	10
Sophomore	\$0.00	0.0	0	\$58,994.00	103.0	23	\$58,994.00	103.0	23
Junior	\$15,960.00	24.0	2	\$141,361.00	216.5	44	\$157,321.00	240.5	46
Senior	\$154,025.00	243.5	17	\$176,746.00	279.5	57	\$330,771.00	523.0	74
5 Year	\$0.00	0.0	0	\$0.00	0.0	0	\$0.00	0.0	0
Associate	\$0.00	0.0	0	\$0.00	0.0	0	\$0.00	0.0	0
Graduate	\$236,030.00	440.0	68	\$24,054.00	27.0	10	\$260,084.00	467.0	78
Law	\$0.00	0.0	0	\$92,820.00	84.0	14	\$92,820.00	84.0	14
Non-Degree	\$13,300.00	20.0	1	\$89,465.00	134.5	35	\$102,765.00	154.5	36
Sub Total	\$419,315.00	727.5	88	\$610,800.00	886.5	193	\$1,030,115.00	1,614.0	281
Total									
Freshman	\$35,547.00	140.5	11	\$105,539.00	333.0	63	\$141,086.00	473.5	74
Sophomore	\$67,678.00	267.5	20	\$311,619.00	1,069.5	205	\$379,297.00	1,337.0	225
Junior	\$166,623.00	613.5	46	\$657,996.00	2,150.5	406	\$824,619.00	2,764.0	452
Senior	\$538,334.00	1,749.5	127	\$1,471,748.00	5,182.5	1,017	\$2,010,082.00	6,932.0	1,144
5 Year	\$0.00	0.0	0	\$0.00	0.0	0	\$0.00	0.0	0
Associate	\$0.00	0.0	0	\$0.00	0.0	0	\$0.00	0.0	0
Graduate	\$1,234,652.00	3,095.0	446	\$379,796.00	952.5	323	\$1,614,448.00	4,047.5	769
Law	\$0.00	0.0	0	\$332,066.00	406.0	72	\$332,066.00	406.0	72
Non-Degree	\$129,163.00	374.0	47	\$904,422.00	2,970.5	767	\$1,033,585.00	3,344.5	814
Grand Total	\$2,171,997.00	6,240.0	697	\$4,163,186.00	13,064.5	2,853	\$6,335,183.00	19,304.5	3,550

University of Maine System
 Student Tuition Report
University of Southern Maine
 1430: 2014 Summer

Report ID: umstutui
 Career: -ALL-
 As of : 08/15/2014
 Academic Prog: -ALL-
 Ethnic Grp: -ALL-
 Gender: -ALL-
 Source = Census

	Full-Time			Part-Time			Total		
	Revenue	Credit Hours	Count	Revenue	Credit Hours	Count	Revenue	Credit Hours	Count
In-State									
Freshman	\$19,102.00	75.5	6	\$72,992.00	275.5	56	\$92,094.00	351.0	62
Sophomore	\$57,684.00	225.0	17	\$281,470.00	1,070.5	213	\$339,154.00	1,295.5	230
Junior	\$128,904.00	501.5	39	\$564,956.00	2,098.5	398	\$693,860.00	2,600.0	437
Senior	\$468,943.00	1,836.0	130	\$1,437,213.00	5,473.5	1,046	\$1,906,156.00	7,309.5	1,176
5 Year	\$0.00	0.0	0	\$0.00	0.0	0	\$0.00	0.0	0
Associate	\$0.00	0.0	0	\$0.00	0.0	0	\$0.00	0.0	0
Graduate	\$1,018,263.00	2,677.5	395	\$371,763.00	966.0	322	\$1,390,026.00	3,643.5	717
Law	\$0.00	0.0	0	\$254,849.00	346.0	64	\$254,849.00	346.0	64
Non-Degree	\$92,048.00	278.0	36	\$774,554.00	2,683.0	704	\$866,602.00	2,961.0	740
Sub Total	\$1,784,944.00	5,593.5	623	\$3,757,797.00	12,913.0	2,803	\$5,542,741.00	18,506.5	3,426
Out-of-State									
Freshman	\$0.00	0.0	0	\$19,476.00	31.0	9	\$19,476.00	31.0	9
Sophomore	\$8,645.00	13.0	1	\$59,993.00	82.5	19	\$68,638.00	95.5	20
Junior	\$9,975.00	15.0	1	\$121,884.00	193.0	41	\$131,859.00	208.0	42
Senior	\$153,900.00	276.0	19	\$211,610.00	343.5	69	\$365,510.00	619.5	88
5 Year	\$0.00	0.0	0	\$0.00	0.0	0	\$0.00	0.0	0
Associate	\$0.00	0.0	0	\$0.00	0.0	0	\$0.00	0.0	0
Graduate	\$251,885.00	510.0	76	\$33,554.00	43.0	15	\$285,439.00	553.0	91
Law	\$0.00	0.0	0	\$122,060.00	111.0	19	\$122,060.00	111.0	19
Non-Degree	\$7,980.00	12.0	1	\$125,691.00	186.5	50	\$133,671.00	198.5	51
Sub Total	\$432,385.00	826.0	98	\$694,268.00	990.5	222	\$1,126,653.00	1,816.5	320
Total									
Freshman	\$19,102.00	75.5	6	\$92,468.00	306.5	65	\$111,570.00	382.0	71
Sophomore	\$66,329.00	238.0	18	\$341,463.00	1,153.0	232	\$407,792.00	1,391.0	250
Junior	\$138,879.00	516.5	40	\$686,840.00	2,291.5	439	\$825,719.00	2,808.0	479
Senior	\$622,843.00	2,112.0	149	\$1,648,823.00	5,817.0	1,115	\$2,271,666.00	7,929.0	1,264
5 Year	\$0.00	0.0	0	\$0.00	0.0	0	\$0.00	0.0	0
Associate	\$0.00	0.0	0	\$0.00	0.0	0	\$0.00	0.0	0
Graduate	\$1,270,148.00	3,187.5	471	\$405,317.00	1,009.0	337	\$1,675,465.00	4,196.5	808
Law	\$0.00	0.0	0	\$376,909.00	457.0	83	\$376,909.00	457.0	83
Non-Degree	\$100,028.00	290.0	37	\$900,245.00	2,869.5	754	\$1,000,273.00	3,159.5	791
Grand Total	\$2,217,329.00	6,419.5	721	\$4,452,065.00	13,903.5	3,025	\$6,669,394.00	20,323.0	3,746

University of Maine System
 Student Tuition Report
 University of Southern Maine
 1330: 2013 Summer

Report ID: umstutui
 Career: -ALL-
 As of : 08/15/2013
 Academic Prog: -ALL-
 Ethnic Grp: -ALL-
 Gender: -ALL-
 Source = Census

	Full-Time			Part-Time			Total		
	Revenue	Credit Hours	Count	Revenue	Credit Hours	Count	Revenue	Credit Hours	Count
In-State									
Freshman	\$0.00	0.0	0	\$79,191.00	295.0	61	\$79,191.00	295.0	61
Sophomore	\$69,007.00	270.5	20	\$315,029.00	1,204.5	240	\$384,036.00	1,475.0	260
Junior	\$129,916.00	511.5	38	\$583,373.00	2,196.0	414	\$713,289.00	2,707.5	452
Senior	\$403,791.00	1,592.0	113	\$1,389,579.00	5,311.5	1,024	\$1,793,370.00	6,903.5	1,137
5 Year	\$0.00	0.0	0	\$0.00	0.0	0	\$0.00	0.0	0
Associate	\$0.00	0.0	0	\$0.00	0.0	0	\$0.00	0.0	0
Graduate	\$1,033,873.00	2,752.0	401	\$408,432.00	1,054.0	351	\$1,442,305.00	3,806.0	752
Law	\$0.00	0.0	0	\$184,614.00	258.0	47	\$184,614.00	258.0	47
Non-Degree	\$132,816.00	413.5	54	\$882,292.00	3,096.5	801	\$1,015,108.00	3,510.0	855
Sub Total	\$1,769,403.00	5,539.5	626	\$3,842,510.00	13,415.5	2,938	\$5,611,913.00	18,955.0	3,564
Out-of-State									
Freshman	\$0.00	0.0	0	\$25,603.00	38.5	8	\$25,603.00	38.5	8
Sophomore	\$15,960.00	24.0	2	\$53,628.00	84.5	17	\$69,588.00	108.5	19
Junior	\$19,285.00	29.0	2	\$98,895.00	159.0	30	\$118,180.00	188.0	32
Senior	\$143,545.00	269.0	18	\$254,127.00	396.0	76	\$397,672.00	665.0	94
5 Year	\$0.00	0.0	0	\$0.00	0.0	0	\$0.00	0.0	0
Associate	\$0.00	0.0	0	\$0.00	0.0	0	\$0.00	0.0	0
Graduate	\$271,388.00	532.5	83	\$32,832.00	40.0	13	\$304,220.00	572.5	96
Law	\$0.00	0.0	0	\$115,673.00	109.0	19	\$115,673.00	109.0	19
Non-Degree	\$0.00	0.0	0	\$96,413.00	152.5	46	\$96,413.00	152.5	46
Sub Total	\$450,178.00	854.5	105	\$677,171.00	979.5	209	\$1,127,349.00	1,834.0	314
Total									
Freshman	\$0.00	0.0	0	\$104,794.00	333.5	69	\$104,794.00	333.5	69
Sophomore	\$84,967.00	294.5	22	\$368,657.00	1,289.0	257	\$453,624.00	1,583.5	279
Junior	\$149,201.00	540.5	40	\$682,268.00	2,355.0	444	\$831,469.00	2,895.5	484
Senior	\$547,336.00	1,861.0	131	\$1,643,706.00	5,707.5	1,100	\$2,191,042.00	7,568.5	1,231
5 Year	\$0.00	0.0	0	\$0.00	0.0	0	\$0.00	0.0	0
Associate	\$0.00	0.0	0	\$0.00	0.0	0	\$0.00	0.0	0
Graduate	\$1,305,261.00	3,284.5	484	\$441,264.00	1,094.0	364	\$1,746,525.00	4,378.5	848
Law	\$0.00	0.0	0	\$300,287.00	367.0	66	\$300,287.00	367.0	66
Non-Degree	\$132,816.00	413.5	54	\$978,705.00	3,249.0	847	\$1,111,521.00	3,662.5	901
Grand Total	\$2,219,581.00	6,394.0	731	\$4,519,681.00	14,395.0	3,147	\$6,739,262.00	20,789.0	3,878

University of Maine System
 Student Tuition Report
University of Southern Maine
 1230: 2012 Summer

Report ID: umstutui
 Career: -ALL-
 As of : 08/15/2012
 Academic Prog: -ALL-
 Ethnic Grp: -ALL-
 Gender: -ALL-
 Source = Census

	Full-Time			Part-Time			Total		
	Revenue	Credit Hours	Count	Revenue	Credit Hours	Count	Revenue	Credit Hours	Count
In-State									
Freshman	\$15,939.00	63.0	5	\$74,763.00	288.0	57	\$90,702.00	351.0	62
Sophomore	\$35,294.00	138.0	10	\$339,855.00	1,277.5	246	\$375,149.00	1,415.5	256
Junior	\$135,104.00	532.0	40	\$553,798.00	2,089.5	393	\$688,902.00	2,621.5	433
Senior	\$349,143.00	1,367.0	98	\$1,462,746.00	5,590.0	1,081	\$1,811,889.00	6,957.0	1,179
5 Year	\$0.00	0.0	0	\$0.00	0.0	0	\$0.00	0.0	0
Associate	\$0.00	0.0	0	\$0.00	0.0	0	\$0.00	0.0	0
Graduate	\$1,132,141.00	3,000.0	416	\$395,546.00	1,024.0	345	\$1,527,687.00	4,024.0	761
Law	\$0.00	0.0	0	\$197,915.00	273.0	50	\$197,915.00	273.0	50
Non-Degree	\$143,086.00	424.0	56	\$961,377.00	3,339.0	844	\$1,104,463.00	3,763.0	900
Sub Total	\$1,810,707.00	5,524.0	625	\$3,986,000.00	13,881.0	3,016	\$5,796,707.00	19,405.0	3,641
Out-of-State									
Freshman	\$0.00	0.0	0	\$11,970.00	18.0	5	\$11,970.00	18.0	5
Sophomore	\$0.00	0.0	0	\$42,489.00	58.0	13	\$42,489.00	58.0	13
Junior	\$17,290.00	26.0	2	\$80,272.00	138.0	29	\$97,562.00	164.0	31
Senior	\$123,025.00	182.0	12	\$297,350.00	478.5	91	\$420,375.00	660.5	103
5 Year	\$0.00	0.0	0	\$0.00	0.0	0	\$0.00	0.0	0
Associate	\$0.00	0.0	0	\$0.00	0.0	0	\$0.00	0.0	0
Graduate	\$289,113.00	536.0	82	\$24,909.00	30.0	10	\$314,022.00	566.0	92
Law	\$0.00	0.0	0	\$99,686.00	91.0	15	\$99,686.00	91.0	15
Non-Degree	\$0.00	0.0	0	\$114,304.00	177.0	47	\$114,304.00	177.0	47
Sub Total	\$429,428.00	744.0	96	\$670,980.00	990.5	210	\$1,100,408.00	1,734.5	306
Total									
Freshman	\$15,939.00	63.0	5	\$86,733.00	306.0	62	\$102,672.00	369.0	67
Sophomore	\$35,294.00	138.0	10	\$382,344.00	1,335.5	259	\$417,638.00	1,473.5	269
Junior	\$152,394.00	558.0	42	\$634,070.00	2,227.5	422	\$786,464.00	2,785.5	464
Senior	\$472,168.00	1,549.0	110	\$1,760,096.00	6,068.5	1,172	\$2,232,264.00	7,617.5	1,282
5 Year	\$0.00	0.0	0	\$0.00	0.0	0	\$0.00	0.0	0
Associate	\$0.00	0.0	0	\$0.00	0.0	0	\$0.00	0.0	0
Graduate	\$1,421,254.00	3,536.0	498	\$420,455.00	1,054.0	355	\$1,841,709.00	4,590.0	853
Law	\$0.00	0.0	0	\$297,601.00	364.0	65	\$297,601.00	364.0	65
Non-Degree	\$143,086.00	424.0	56	\$1,075,681.00	3,516.0	891	\$1,218,767.00	3,940.0	947
Grand Total	\$2,240,135.00	6,268.0	721	\$4,656,980.00	14,871.5	3,226	\$6,897,115.00	21,139.5	3,947

University of Maine System
 Student Tuition Report
University of Southern Maine
 1130: 2011 Summer

Report ID: umstutui
 Career: -ALL-
 As of : 08/15/2011
 Academic Prog: -ALL-
 Ethnic Grp: -ALL-
 Gender: -ALL-
 Source = Census

	Full-Time			Part-Time			Total		
	Revenue	Credit Hours	Count	Revenue	Credit Hours	Count	Revenue	Credit Hours	Count
In-State									
Freshman	\$35,090.00	145.0	11	\$682,264.00	2,787.5	617	\$717,354.00	2,932.5	628
Sophomore	\$67,095.00	273.5	20	\$335,324.00	1,341.0	266	\$402,419.00	1,614.5	286
Junior	\$143,204.00	585.5	43	\$651,470.00	2,571.0	477	\$794,674.00	3,156.5	520
Senior	\$454,485.00	1,872.0	131	\$1,338,532.00	5,384.5	1,061	\$1,793,017.00	7,256.5	1,192
5 Year	\$0.00	0.0	0	\$0.00	0.0	0	\$0.00	0.0	0
Associate	\$0.00	0.0	0	\$0.00	0.0	0	\$0.00	0.0	0
Graduate	\$1,153,588.00	3,218.0	443	\$724,761.00	1,988.0	666	\$1,878,349.00	5,206.0	1,109
Law	\$0.00	0.0	0	\$157,781.00	232.0	42	\$157,781.00	232.0	42
<u>Non-Degree</u>	<u>\$0.00</u>	<u>0.0</u>	<u>0</u>	<u>\$25,652.00</u>	<u>106.0</u>	<u>23</u>	<u>\$25,652.00</u>	<u>106.0</u>	<u>23</u>
Sub Total	\$1,853,462.00	6,094.0	648	\$3,915,784.00	14,410.0	3,152	\$5,769,246.00	20,504.0	3,800
Out-of-State									
Freshman	\$18,966.00	29.0	2	\$103,359.00	172.5	44	\$122,325.00	201.5	46
Sophomore	\$0.00	0.0	0	\$69,049.00	110.0	24	\$69,049.00	110.0	24
Junior	\$27,468.00	39.0	3	\$132,206.00	200.0	40	\$159,674.00	239.0	43
Senior	\$157,138.00	262.0	17	\$195,744.00	319.0	67	\$352,882.00	581.0	84
5 Year	\$0.00	0.0	0	\$0.00	0.0	0	\$0.00	0.0	0
Associate	\$0.00	0.0	0	\$0.00	0.0	0	\$0.00	0.0	0
Graduate	\$319,298.00	613.0	91	\$15,939.00	27.0	9	\$335,237.00	640.0	100
Law	\$0.00	0.0	0	\$127,116.00	126.0	24	\$127,116.00	126.0	24
<u>Non-Degree</u>	<u>\$0.00</u>	<u>0.0</u>	<u>0</u>	<u>\$1,962.00</u>	<u>3.0</u>	<u>1</u>	<u>\$1,962.00</u>	<u>3.0</u>	<u>1</u>
Sub Total	\$522,870.00	943.0	113	\$645,375.00	957.5	209	\$1,168,245.00	1,900.5	322
Total									
Freshman	\$54,056.00	174.0	13	\$785,623.00	2,960.0	661	\$839,679.00	3,134.0	674
Sophomore	\$67,095.00	273.5	20	\$404,373.00	1,451.0	290	\$471,468.00	1,724.5	310
Junior	\$170,672.00	624.5	46	\$783,676.00	2,771.0	517	\$954,348.00	3,395.5	563
Senior	\$611,623.00	2,134.0	148	\$1,534,276.00	5,703.5	1,128	\$2,145,899.00	7,837.5	1,276
5 Year	\$0.00	0.0	0	\$0.00	0.0	0	\$0.00	0.0	0
Associate	\$0.00	0.0	0	\$0.00	0.0	0	\$0.00	0.0	0
Graduate	\$1,472,886.00	3,831.0	534	\$740,700.00	2,015.0	675	\$2,213,586.00	5,846.0	1,209
Law	\$0.00	0.0	0	\$284,897.00	358.0	66	\$284,897.00	358.0	66
<u>Non-Degree</u>	<u>\$0.00</u>	<u>0.0</u>	<u>0</u>	<u>\$27,614.00</u>	<u>109.0</u>	<u>24</u>	<u>\$27,614.00</u>	<u>109.0</u>	<u>24</u>
Grand Total	\$2,376,332.00	7,037.0	761	\$4,561,159.00	15,367.5	3,361	\$6,937,491.00	22,404.5	4,122

Report ID: umstutui
 Career: -ALL-
 As of : 08/16/2010
 Academic Prog: -ALL-
 Ethnic Grp: -ALL-
 Gender: -ALL-
 Source = Census

University of Maine System
 Student Tuition Report
 University of Southern Maine
 1030: 2010 Summer

Page No. 6
 Run Date 08/17/2010
 Run Time 11:49:38

	Full-Time			Part-Time			Total		
	Revenue	Credit Hours	Count	Revenue	Credit Hours	Count	Revenue	Credit Hours	Count
In-State									
Freshman	\$24,949.00	108.0	8	\$110,480.00	452.5	90	\$135,429.00	560.5	98
Sophomore	\$63,815.00	272.5	21	\$327,225.00	1,360.5	266	\$391,040.00	1,633.0	287
Junior	\$120,470.00	511.5	39	\$526,875.00	2,181.5	422	\$647,345.00	2,693.0	461
Senior	\$363,260.00	1,552.5	115	\$1,207,819.00	5,095.5	992	\$1,571,079.00	6,648.0	1,107
5 Year	\$0.00	0.0	0	\$0.00	0.0	0	\$0.00	0.0	0
Associate	\$0.00	0.0	0	\$0.00	0.0	0	\$0.00	0.0	0
Graduate	\$1,285,700.00	3,759.5	516	\$799,079.00	2,282.0	775	\$2,084,779.00	6,041.5	1,291
Law	\$0.00	0.0	0	\$166,806.00	267.0	49	\$166,806.00	267.0	49
Non-Degree	\$33,960.00	145.5	11	\$683,325.00	2,931.0	664	\$717,285.00	3,076.5	675
Sub Total	\$1,892,154.00	6,349.5	710	\$3,821,609.00	14,570.0	3,258	\$5,713,763.00	20,919.5	3,968
Out-of-State									
Freshman	\$0.00	0.0	0	\$24,807.00	41.0	9	\$24,807.00	41.0	9
Sophomore	\$19,778.00	31.0	2	\$46,834.00	74.5	16	\$66,612.00	105.5	18
Junior	\$40,832.00	64.0	5	\$81,516.00	141.0	30	\$122,348.00	205.0	35
Senior	\$134,020.00	231.5	15	\$198,552.00	321.5	63	\$332,572.00	553.0	78
5 Year	\$0.00	0.0	0	\$0.00	0.0	0	\$0.00	0.0	0
Associate	\$0.00	0.0	0	\$0.00	0.0	0	\$0.00	0.0	0
Graduate	\$252,425.00	557.0	84	\$16,994.00	21.0	8	\$269,419.00	578.0	92
Law	\$0.00	0.0	0	\$83,556.00	87.0	16	\$83,556.00	87.0	16
Non-Degree	\$0.00	0.0	0	\$66,225.00	109.0	30	\$66,225.00	109.0	30
Sub Total	\$447,055.00	883.5	106	\$518,484.00	795.0	172	\$965,539.00	1,678.5	278
Total									
Freshman	\$24,949.00	108.0	8	\$135,287.00	493.5	99	\$160,236.00	601.5	107
Sophomore	\$83,593.00	303.5	23	\$374,059.00	1,435.0	282	\$457,652.00	1,738.5	305
Junior	\$161,302.00	575.5	44	\$608,391.00	2,322.5	452	\$769,693.00	2,898.0	496
Senior	\$497,280.00	1,784.0	130	\$1,406,371.00	5,417.0	1,055	\$1,903,651.00	7,201.0	1,185
5 Year	\$0.00	0.0	0	\$0.00	0.0	0	\$0.00	0.0	0
Associate	\$0.00	0.0	0	\$0.00	0.0	0	\$0.00	0.0	0
Graduate	\$1,538,125.00	4,316.5	600	\$816,073.00	2,303.0	783	\$2,354,198.00	6,619.5	1,383
Law	\$0.00	0.0	0	\$250,362.00	354.0	65	\$250,362.00	354.0	65
Non-Degree	\$33,960.00	145.5	11	\$749,550.00	3,040.0	694	\$783,510.00	3,185.5	705
Grand Total	\$2,339,209.00	7,233.0	816	\$4,340,093.00	15,365.0	3,430	\$6,679,302.00	22,598.0	4,246

Report ID: umstutui
 Career: -ALL-
 As of : 08/14/2009
 Academic Prog: -ALL-
 Ethnic Grp: -ALL-
 Gender: -ALL-

University of Maine System
 Student Tuition Report
 University of Southern Maine
 0930: 2009 Summer

Page No. 6
 Run Date 08/14/2009
 Run Time 20:52:56

	Full-Time			Part-Time			Total		
	Revenue	Credit Hours	Count	Revenue	Credit Hours	Count	Revenue	Credit Hours	Count
In-State									
Freshman	\$0.00	17.0	1	\$0.00	536.0	105	\$0.00	553.0	106
Sophomore	\$0.00	144.0	11	\$0.00	1,120.5	222	\$0.00	1,264.5	233
Junior	\$0.00	513.5	40	\$0.00	1,988.0	387	\$0.00	2,501.5	427
Senior	\$0.00	1,528.5	108	\$0.00	4,645.5	873	\$0.00	6,174.0	981
5 Year	\$0.00	0.0	0	\$0.00	0.0	0	\$0.00	0.0	0
Associate	\$0.00	0.0	0	\$0.00	0.0	0	\$0.00	0.0	0
Graduate	\$0.00	3,454.5	486	\$0.00	2,579.0	882	\$0.00	6,033.5	1,368
Law	\$0.00	0.0	0	\$0.00	204.0	38	\$0.00	204.0	38
Non-Degree	\$0.00	61.0	5	\$0.00	2,823.0	642	\$0.00	2,884.0	647
Sub Total	\$0.00	5,718.5	651	\$0.00	13,896.0	3,149	\$0.00	19,614.5	3,800
Out-of-State									
Freshman	\$0.00	0.0	0	\$0.00	44.5	9	\$0.00	44.5	9
Sophomore	\$0.00	0.0	0	\$0.00	74.0	15	\$0.00	74.0	15
Junior	\$0.00	27.0	2	\$0.00	109.5	23	\$0.00	136.5	25
Senior	\$0.00	353.0	24	\$0.00	379.5	70	\$0.00	732.5	94
5 Year	\$0.00	0.0	0	\$0.00	0.0	0	\$0.00	0.0	0
Associate	\$0.00	0.0	0	\$0.00	0.0	0	\$0.00	0.0	0
Graduate	\$0.00	663.0	95	\$0.00	34.0	12	\$0.00	697.0	107
Law	\$0.00	0.0	0	\$0.00	60.0	11	\$0.00	60.0	11
Non-Degree	\$0.00	13.0	1	\$0.00	173.5	35	\$0.00	186.5	36
Sub Total	\$0.00	1,056.0	122	\$0.00	875.0	175	\$0.00	1,931.0	297
Total									
Freshman	\$0.00	17.0	1	\$0.00	580.5	114	\$0.00	597.5	115
Sophomore	\$0.00	144.0	11	\$0.00	1,194.5	237	\$0.00	1,338.5	248
Junior	\$0.00	540.5	42	\$0.00	2,097.5	410	\$0.00	2,638.0	452
Senior	\$0.00	1,881.5	132	\$0.00	5,025.0	943	\$0.00	6,906.5	1,075
5 Year	\$0.00	0.0	0	\$0.00	0.0	0	\$0.00	0.0	0
Associate	\$0.00	0.0	0	\$0.00	0.0	0	\$0.00	0.0	0
Graduate	\$0.00	4,117.5	581	\$0.00	2,613.0	894	\$0.00	6,730.5	1,475
Law	\$0.00	0.0	0	\$0.00	264.0	49	\$0.00	264.0	49
Non-Degree	\$0.00	74.0	6	\$0.00	2,996.5	677	\$0.00	3,070.5	683
Grand Total	\$0.00	6,774.5	773	\$0.00	14,771.0	3,324	\$0.00	21,545.5	4,097