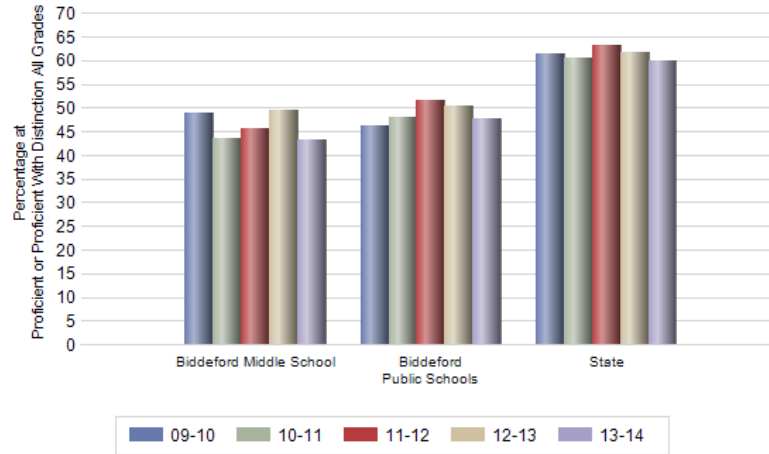


# Equity & Excellence in Maine Schools

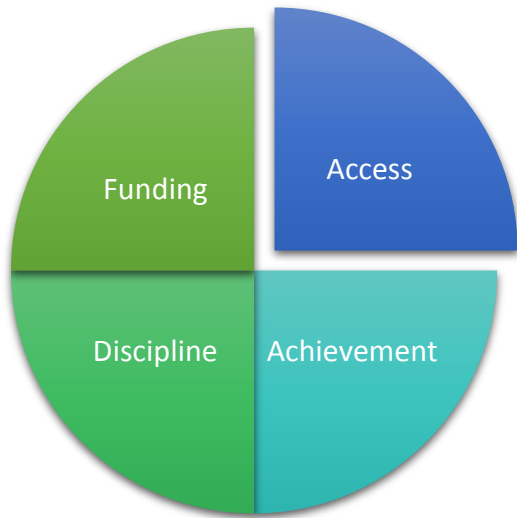
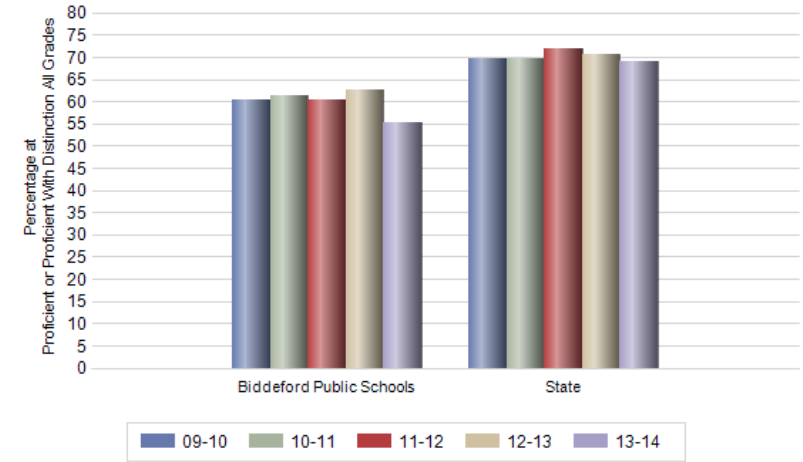
## Biddeford Middle School Equity Snapshot



NECAP - Mathematics - Proficient or Proficient With Distinction All Grades (As of Date: 10/31/2013)

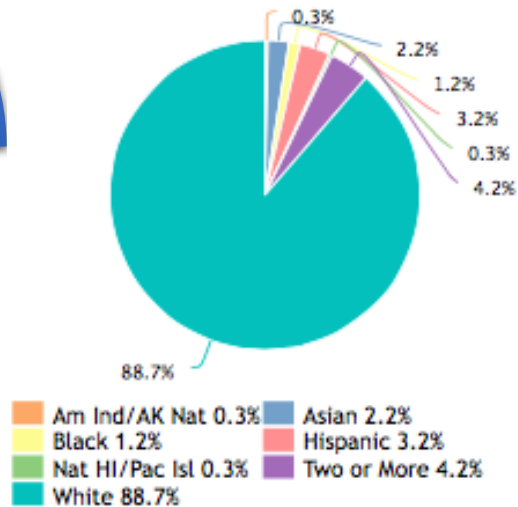


NECAP - Reading - Proficient or Proficient With Distinction All Grades (As of Date: 10/31/2013)



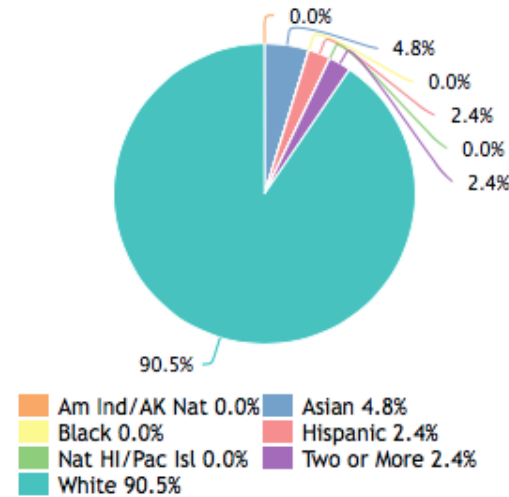
School Enrollment

n=600

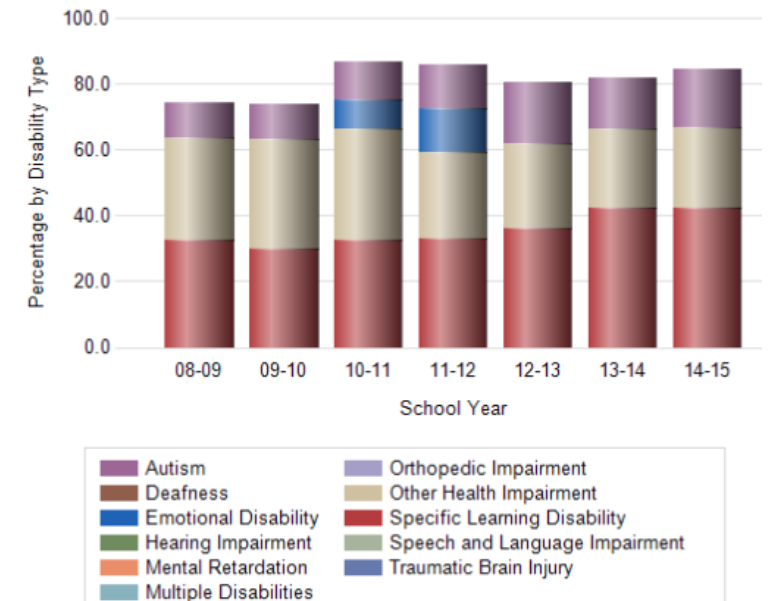


Gifted & Talented Enrollment

n=84



Students with Disabilities - Disability Type (As of Date: 10/01/2014)

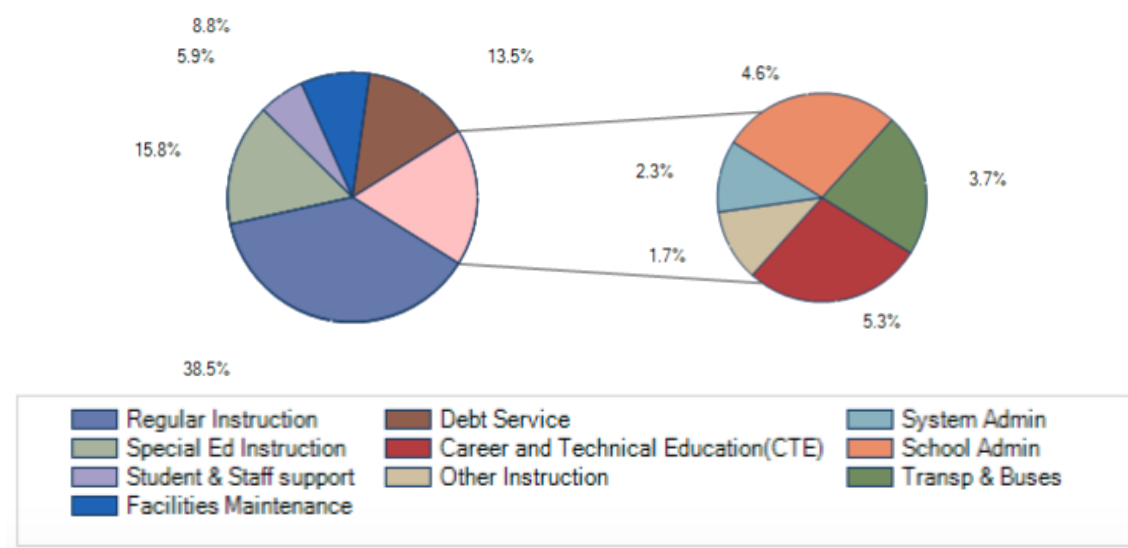




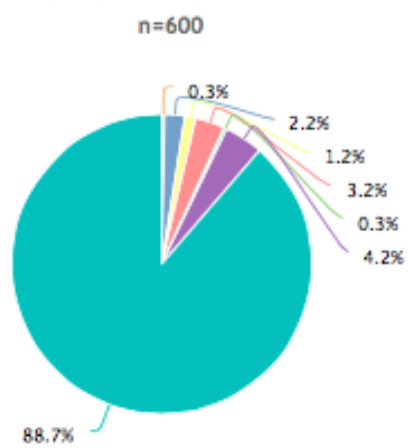
**Finance**

Measure	Budget	State Avg.
<b>Per Pupil Expenditures:</b>		
Regular Instruction:	4,934	4,931
Special Education:	2,027	1,860
School Administration:	589	626
Debt Service:	1,736	777
Facilities:	1,129	1,346
* Total for all measures(Not just those above):	12,822	12,056

Finance - Per Pupil Expenditure by Type (As of Date:12/01/2014)

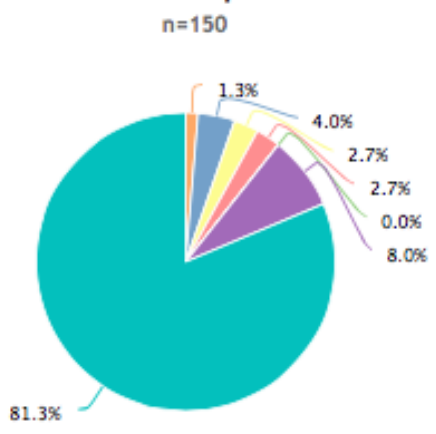


**School Enrollment**



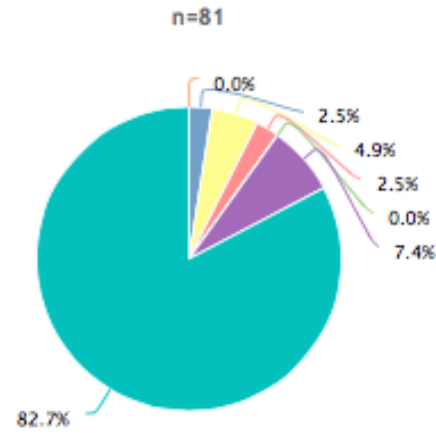
Am Ind/AK Nat 0.3%	Asian 2.2%
Black 1.2%	Hispanic 3.2%
Nat HI/Pac Isl 0.3%	Two or More 4.2%
White 88.7%	

**In-School Suspensions**



Am Ind/AK Nat 1.3%	Asian 4.0%
Black 2.7%	Hispanic 2.7%
Nat HI/Pac Isl 0.0%	Two or More 8.0%
White 81.3%	

**Out-of-School Suspensions**



Am Ind/AK Nat 0.0%	Asian 2.5%
Black 4.9%	Hispanic 2.5%
Nat HI/Pac Isl 0.0%	Two or More 7.4%
White 82.7%	

**Expulsions**

