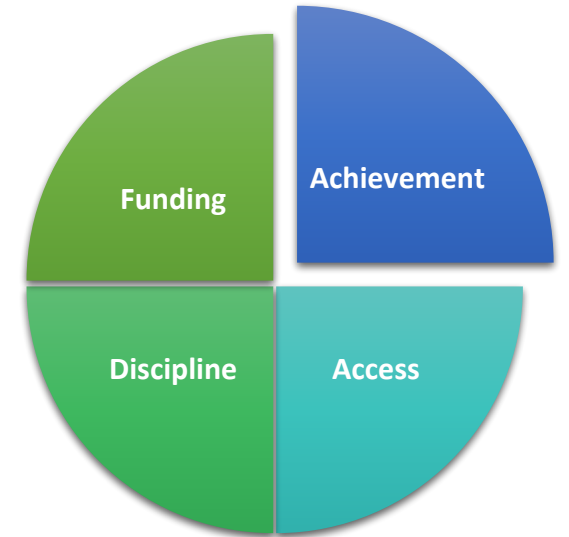


Equity & Excellence in Maine Schools



OVERVIEW: School Equity Snapshot

Equity and excellence in education is defined as fair and just opportunity to learn through **access** to high quality programming, high quality teachers, distribution of **funding**, just **discipline** procedures, and measures of **achievement**. These four components are captured in this template to provide a snapshot of a school or district in relation to representational distribution of populations. Schools strive to be equitable by having representative distribution of populations by gender, race, language, ability, and socio-economic status.

This template uses the theoretical framework of the equity audit by Linda Skrla and others along with publicly accessible data bases. Key among these is the national [Office of Civil Rights 2015 District and School Reports](#) and 2017-18 data available on [the Maine Department of Education](#) ESSA Dashboard. Like all data, it has its limitations and we can argue the accuracy of reporting structures, however, the data and comparisons within a school or district and across districts create opening for examination of our practices and opportunities to question if we could improve our practice to better serve ALL STUDENTS.

Databases:

<http://ocrdata.ed.gov/Home>

<https://www.maine.gov/doe/dashboard>

Equity & Excellence in Maine Schools

INTERPRETING EQUITY AUDIT DATA

Paul Gorski's social justice framework for [Equity Literacy](#) calls on educators to

1. **Recognize** biases and inequities
2. **Respond** in immediate term
3. **Redress** biases in long term
4. **Create and Sustain** bias-free and equitable learning environment

The [Equity Audit model](#) helps us to **Recognize Opportunity Gaps** – discrepancies in funding, access, and discipline that lead to achievement gaps. Use the following questions to examine your school's equity audit data with a lens of responding to inequities and creating solutions for building an equitable learning environment.

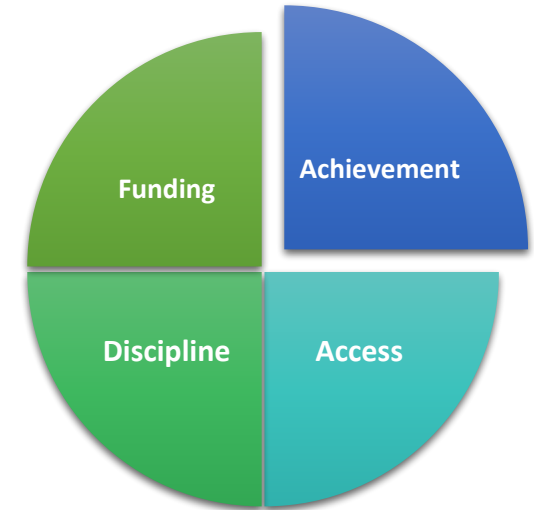
1. Where do you see (**recognize**) balanced representation and where do you see racial, gender, or SES discrepancies in access (enrollment in programs – GT, Spec Ed, AP), discipline procedures, funding, and achievement?
2. Give a deficit model explanation for these discrepancies.
3. Give a critical structural model explanation for these discrepancies.
4. Using the critical structural model explanation – brainstorm possible strategies to **respond and redress** the discrepancies.

Equity & Excellence in Maine Schools

School Equity Snapshot – USING THIS TEMPLATE

- Achievement and Funding Data is available from MDOE [ESSA Dashboard](#). In the school level overview % proficient may be disaggregated by sub groups for the last 3 years on the MEA data. Funding data is available in the per pupil spending tab.
- Access and Discipline data is available [Office of Civil Rights School/District Search](#). The data examines racial representation in GT programs, AP programs, ELL and Spec ED and well as racial representation in discipline suspensions and expulsions which are very limited in Maine. Follow the grey instructions:
<http://ocrdata.ed.gov/Home>

Equity & Excellence in Maine Schools



ACHIEVEMENT: [NAME] School Equity Snapshot

[<https://www.maine.gov/doi/dashboard> → search school → Academic Performance tab → School, Sub-Group and School Year of choice]

4 Year Cohort Graduation Rate [<https://www.maine.gov/doi/dashboard> → search school → high school graduation rates tab]

English Language Arts

[School → Academic Performance tab → select subject → select student population → Take Snapshot]

Grades 3-8: eMPowerME test results

High School Results: SAT – ELA/Literacy – Meeting or Exceeding Standards

Math

[School → Academic Performance tab → select subject → select student population → Take Snapshot]

Grades 3-8: eMPowerME test results

High School Results: SAT – Mathematics – Meeting or Exceeding Standards

Equity & Excellence in Maine Schools



ACCESS: [NAME] School Equity Snapshot

<http://ocrdata.ed.gov/DistrictSchoolSearch> → ADD school & state and click search → Click School]

School Enrollment

[School → Find Table → Take Snapshot]

Gifted & Talented Enrollment

OR Calculus Enrollment
[School → Find Table → Take Snapshot]

AP Enrollment OR Preschool Enrollment

[School → Right Sidebar: Additional College and Career Readiness Facts → Click AP Enrollment → Take Snapshot]

Equity & Excellence in Maine Schools



FUNDING: [NAME] School Equity Snapshot

[<https://www.maine.gov/doi/dashboard> → search school → per pupil spending tab]

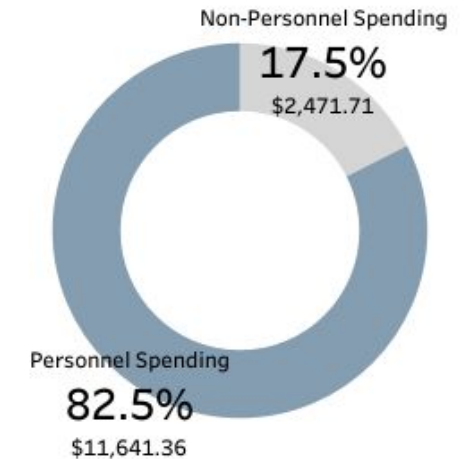
Funding Source

[Paste Snapshot]

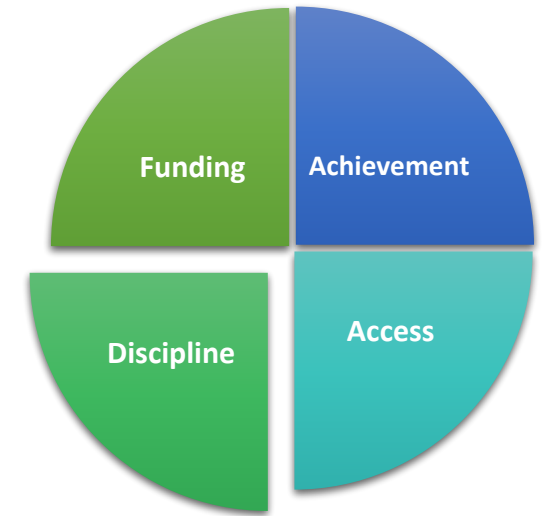
Personnel and Non-Personnel Spending

[Paste Snapshot]

Personnel and Non-Personnel Spending State Average



Equity & Excellence in Maine Schools



DISCIPLINE: [NAME] School Equity Snapshot

<http://ocrdata.ed.gov/DistrictSchoolSearch> → ADD school & state and click search → Click School]

Discipline - demographic representation in suspensions and expulsions from 2015 as reported to [Office of Civil Rights](#)

School Enrollment & In-School Suspensions

[School → Scroll down to Discipline, Restraints/Seclusions, Harassment/Bullying → Take Snapshot]

Out-Of-School Suspensions & Expulsions

[School → Scroll down to Discipline, Restraints/Seclusions, Harassment/Bullying → Take Snapshot]