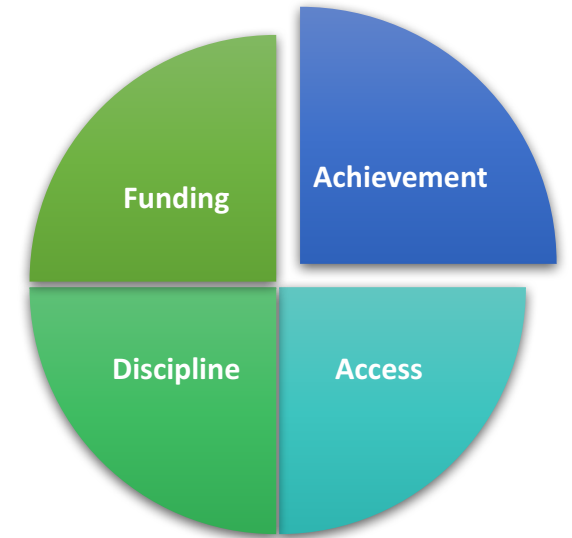


Equity & Excellence in Maine Schools



OVERVIEW: School Equity Snapshot

Equity and excellence in education is defined as fair and just opportunity to learn through **access** to high quality programming, high quality teachers, distribution of **funding**, just **discipline** procedures, and measures of **achievement**. These four components are captured in this template to provide a snapshot of a school or district in relation to representational distribution of populations. Schools strive to be equitable by having representative distribution of populations by gender, race, language, ability, and socio-economic status.

This template uses the theoretical framework of the equity audit by Linda Skrla and others along with publicly accessible data bases. Key among these is the national [Office of Civil Rights 2013 District and School Reports](#) and [the Maine Department of Education Data Warehouse School Snapshots](#). Like all data, it has its limitations and we can argue the accuracy of reporting structures, however, the data and comparisons within a school or district and across districts create opening for examination of our practices and opportunities to question if we could improve our practice to better serve ALL STUDENTS.

Databases:

<http://ocrdata.ed.gov/Home>

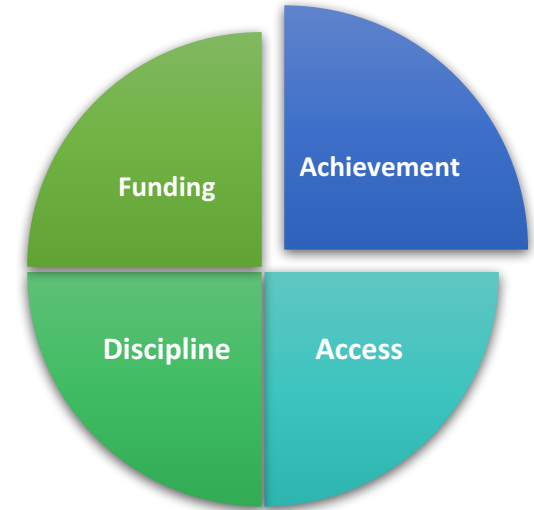
http://dw.education.maine.gov/DirectoryManager/Web/Maine_report/MaineLanding.aspx

Equity & Excellence in Maine Schools

School Equity Snapshot – USING THIS TEMPLATE

- Achievement and Funding Data is available from [MDOE Data Warehouse School Snapshot](#). In left column search by district, hover and the school level option will appear. In the school level overview % proficient is a hyperlink to data tables from last 9 years. Funding data may only be available at the district level so you'll have to back up to the district report. Follow the grey instructions:
http://dw.education.maine.gov/DirectoryManager/Web/Maine_report/MaineLanding.aspx
- Access and Discipline data is available [Office of Civil Rights School/District Search](#). The data examines racial representation in GT programs, AP programs, ELL and Spec ED and well as racial representation in discipline suspensions and expulsions which are very limited in Maine. Follow the grey instructions:
<http://ocrdata.ed.gov/Home>

Equity & Excellence in Maine Schools



ACHIEVEMENT: [NAME] School Equity Snapshot

[http://dw.education.maine.gov/DirectoryManager/WEB/Maine_report/mainelanding.aspx →
Snapshots → Left Sidebar → District → School]

4 Year Cohort Graduation Rate (2014-15) = [] compared to [] state average

[School → Non-Academic Measures Block → CLICK Fed. 4 Year Cohort Graduation Rate (Graduation-
2014-15) → Find Recent Graduation Rate/State Graduation Rate]

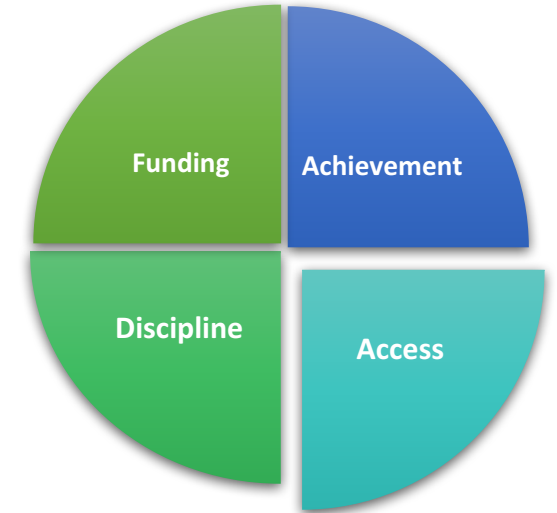
MHSA – Reading – Meeting or Exceeding Standards

[School → Student Achievement Block → Reading → CLICK
% Meets or Higher (MHSA-2013-14) → Find Table → Take
Snapshot]

MHSA – Mathematics – Meeting or Exceeding Standards

[School → Student Achievement Block → Mathematics →
% Meets or Higher (MHSA-2013-14) → Find Table → Take
Snapshot]

Equity & Excellence in Maine Schools



ACCESS: [NAME] School Equity Snapshot

[<http://ocrdata.ed.gov/DistrictSchoolSearch>] → ADD school & state and click search → Click School]

School Enrollment

[School → Find Table → Take Snapshot]

Gifted & Talented Enrollment

OR Calculus Enrollment

[School → Find Table → Take Snapshot]

AP Enrollment OR Preschool Enrollment

[School → Right Sidebar: Additional College and Career Readiness Facts → Click AP Enrollment → Take Snapshot]

Equity & Excellence in Maine Schools



FUNDING: [NAME] School Equity Snapshot

[http://dw.education.maine.gov/DirectoryManager/WEB/Maine_report/snapshotSelect.aspx →
Snapshots → Left Sidebar → District]

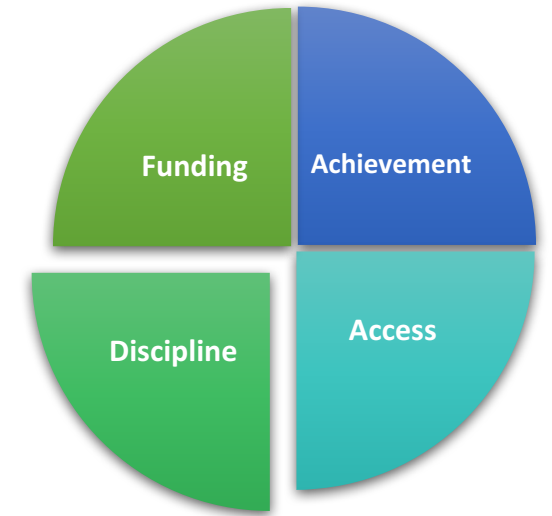
Finance

[District → Finance Section → Take Snapshot]

Finance – Per Pupil Expenditure

[Finance Section → Click Regular Instruction → Take Snapshot]

Equity & Excellence in Maine Schools



DISCIPLINE: [NAME] School Equity Snapshot

[<http://ocrdata.ed.gov/DistrictSchoolSearch> → ADD school & state and click search → Click School]

Discipline - demographic representation in suspensions and expulsions from 2013 as reported to [Office of Civil Rights](#)

School Enrollment & In-School Suspensions

[School → Scroll down to Discipline, Restraints/Seclusions, Harassment/Bullying → Take Snapshot]

Out-Of-School Suspensions & Expulsions

[School → Scroll down to Discipline, Restraints/Seclusions, Harassment/Bullying → Take Snapshot]