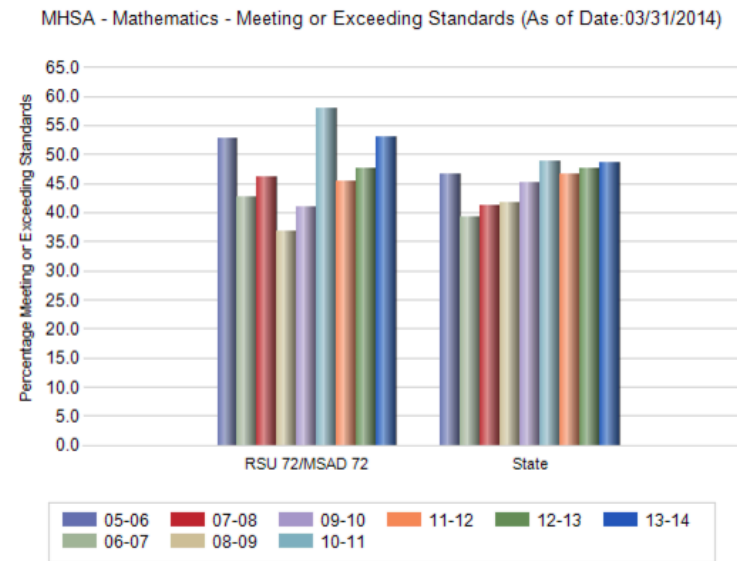
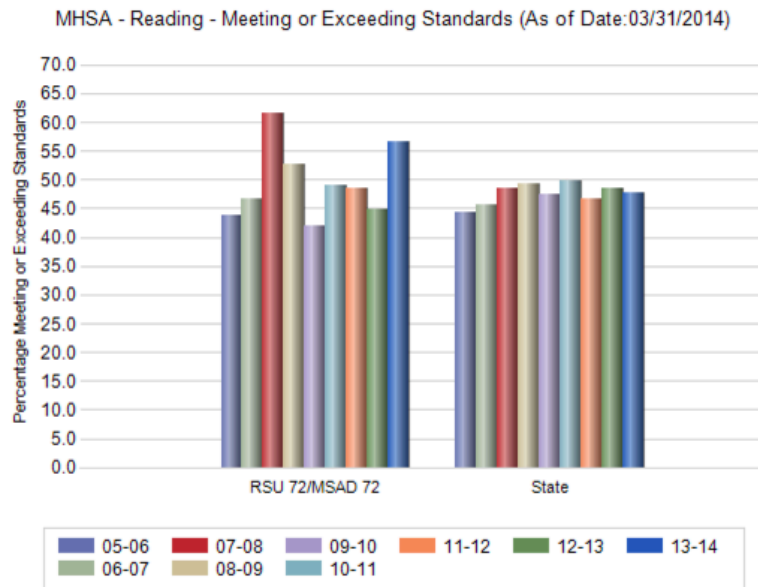


## Equity & Excellence in Maine Schools



### ACHIEVEMENT: SAD 72 Fryeburg School Equity Snapshot

4 Year Cohort Graduation Rate (2014-15) = 92% compared to 87.5% state average



More Information can be found at [www.usm.maine.edu/eems](http://www.usm.maine.edu/eems)

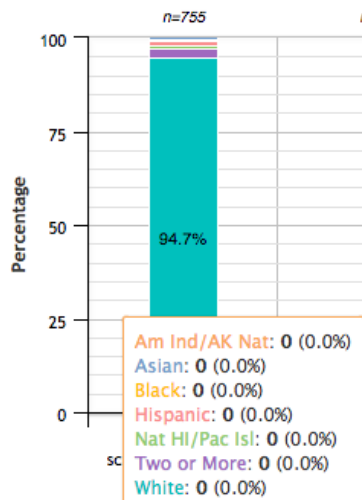
## Equity & Excellence in Maine Schools



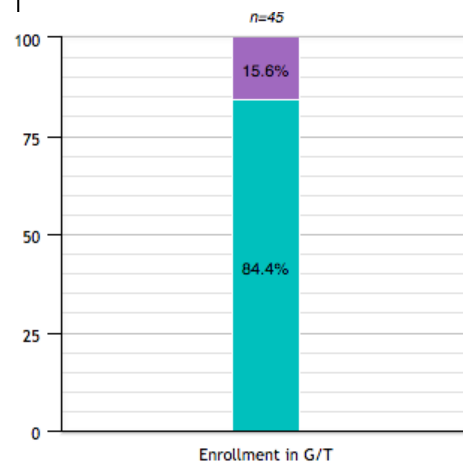
### ACCESS: SAD 72 Fryeburg School Equity Snapshot

<http://ocrdata.ed.gov/DistrictSchoolSearch>

#### School Enrollment



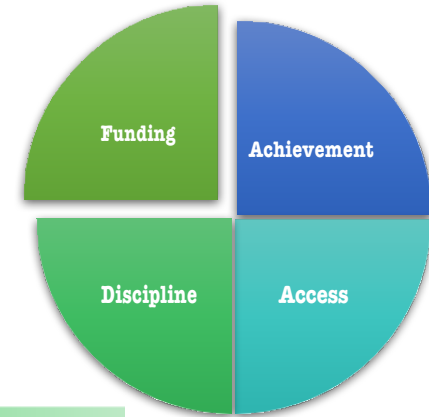
#### Gifted & Talented Enrollment



No Preschool and no AP enrollment data available from Fryeburg Academy as private school

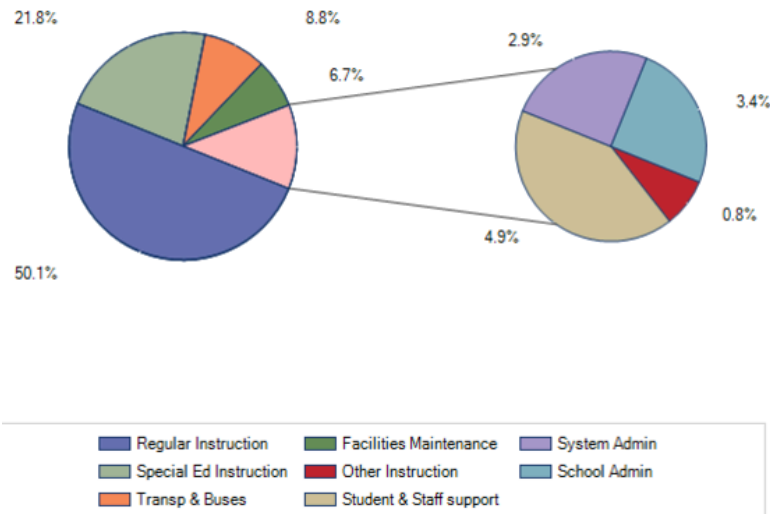
More Information can be found at [www.usm.maine.edu/eems](http://www.usm.maine.edu/eems)

# Equity & Excellence in Maine Schools



## FUNDING: SAD 72 Fryeburg School Equity Snapshot

Finance - Per Pupil Expenditure by Type (As of Date:12/01/2015)

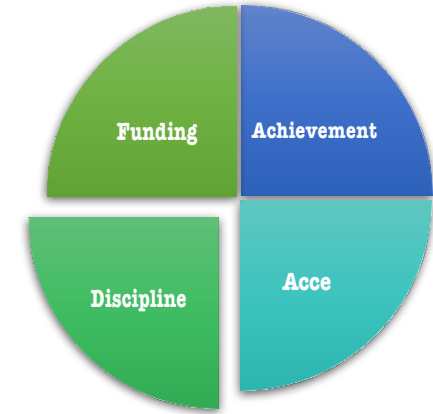


### Finance

Measure	Budget	State Avg.
<b>Per Pupil Expenditures:</b>		
Regular Instruction:	6,830	5,127
Special Education:	2,973	1,953
School Administration:	463	666
Debt Service:	0	756
Facilities:	916	1,409
<b>* Total for all measures(Not just those above):</b>	<b>13,626</b>	<b>12,551</b>

More Information can be found at [www.usm.maine.edu/eems](http://www.usm.maine.edu/eems)

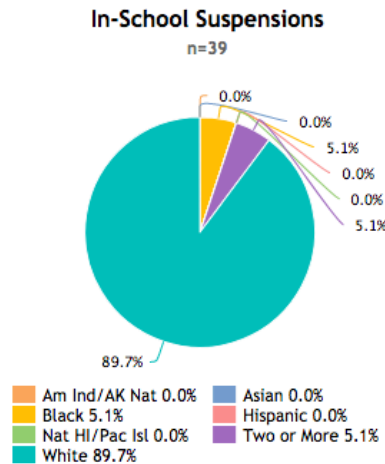
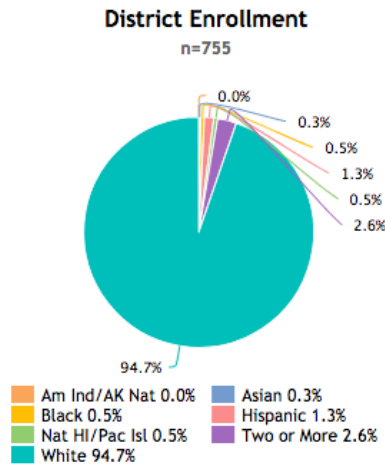
# Equity & Excellence in Maine Schools



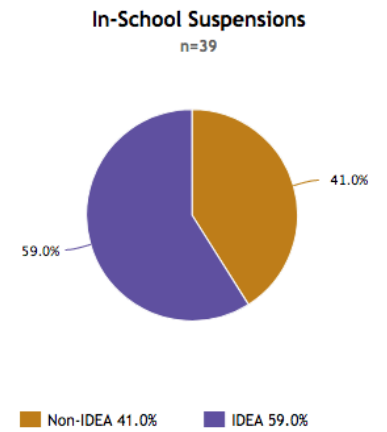
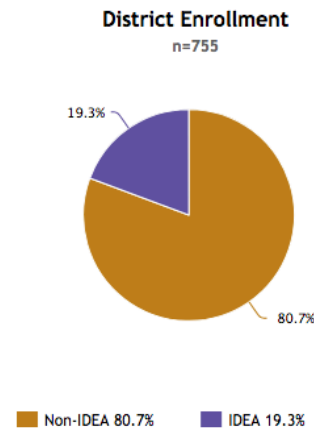
## DISCIPLINE: SAD 72 Fryeburg School Equity Snapshot

[Discipline](#) - demographic representation in suspensions and expulsions from 2013 as reported to [Office of Civil Rights](#)

### School Enrollment & In-School Suspensions



### In-School Suspensions By Student IDEA Status



More Information can be found at [www.usm.maine.edu/eems](http://www.usm.maine.edu/eems)