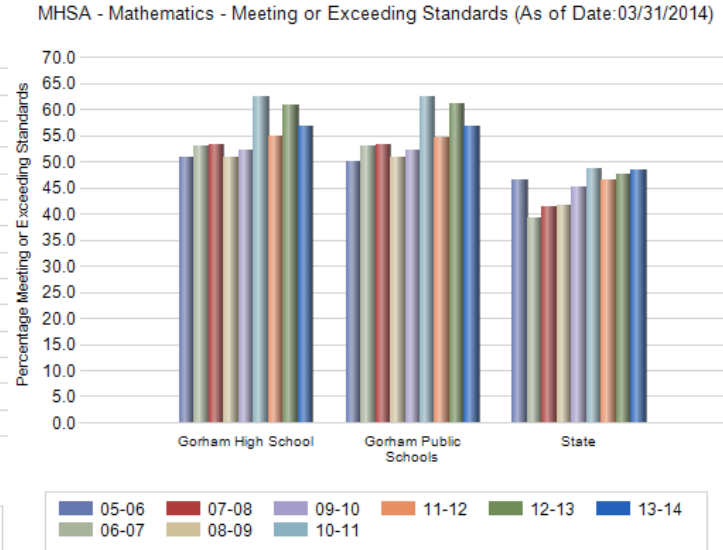
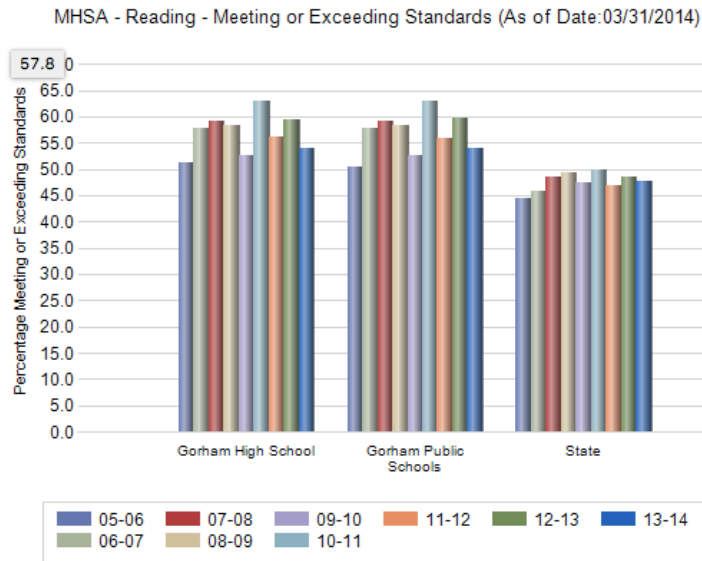


# Equity & Excellence in Maine Schools

## Gorham High School Equity Snapshot



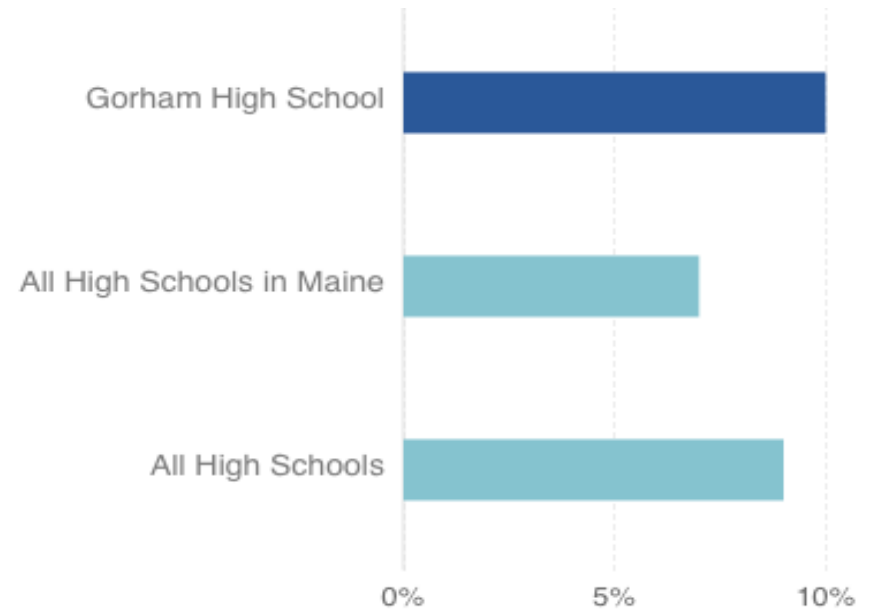
Graduation rate 91.9% state avg. 86.5% in 2013-2014



### Large Gifted & Talented Program

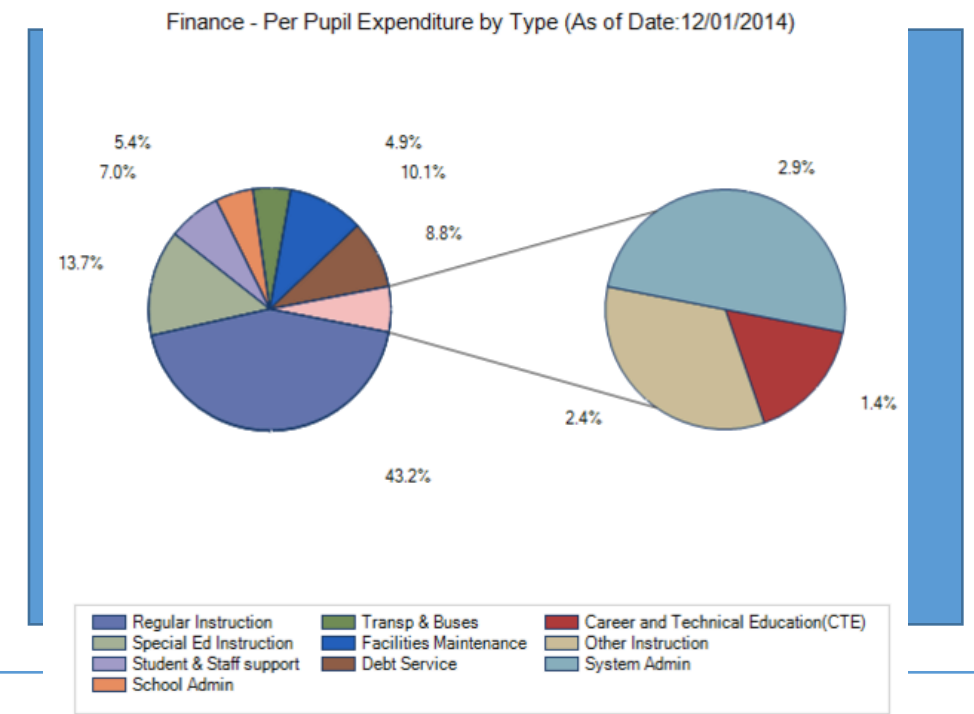
10% of all students at Gorham High School are enrolled in the Gifted & Talented (G&T) Program, which is **larger** than the median across all reported high schools in Maine (7%).

This school's G&T program is **average** compared to the median for all reported high schools nationally, (9%).





| Finance   |        |            |
|---|--------|------------|
| Measure   | Budget | State Avg. |
| Per Pupil Expenditures:                         |        |            |
| Regular Instruction:                            | 5,442  | 5,127      |
| Special Education:                              | 1,731  | 1,953      |
| School Administration:                          | 683    | 666        |
| Debt Service:                                   | 1,110  | 756        |
| Facilities:                                     | 1,268  | 1,409      |
| * Total for all measures(Not just those above): | 12,600 | 12,551     |



### Disciplinary Action Rates

#### Percentages of Students Who Received Disciplinary Actions at Gorham High School

- In-School Suspension: 4.0%
- Out-of-School Suspension: 4.9%
- Expulsion: 0.7%
- School-Related Arrest: 0.2%
- Referral to Law Enforcement: 0.7%
- Held Back a Grade: 0.2%

#### Median Percentages of Students Who Received Disciplinary Actions Across High Schools in ME

- In-School Suspension: 1.0%
- Out-of-School Suspension: 2.5%
- Expulsion: 0%
- School-Related Arrest: 0%
- Referral to Law Enforcement: 0%
- Held Back a Grade: 0.7%

