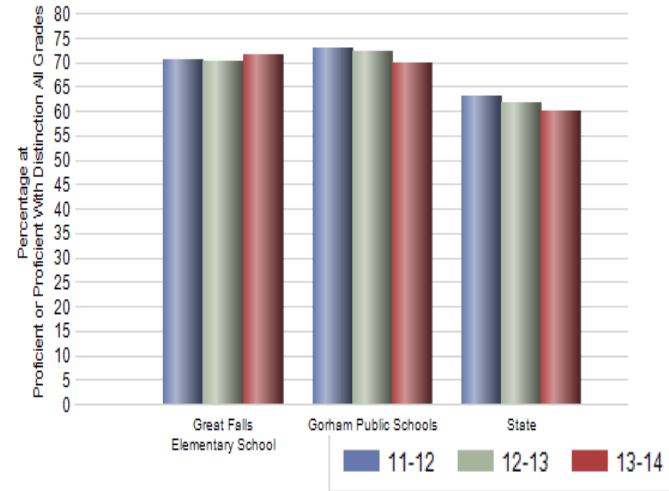


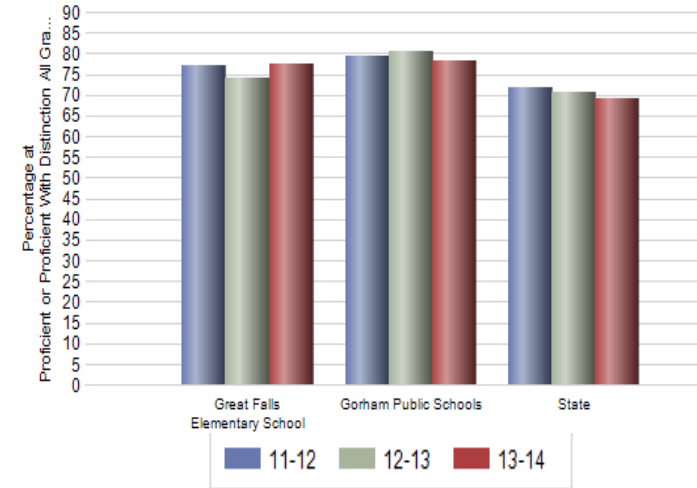
Equity & Excellence in Maine Schools

Great Falls Elementary School Equity Snapshot

NECAP - Mathematics - Proficient or Proficient With Distinction All Grades
(As of Date: 10/31/2013)

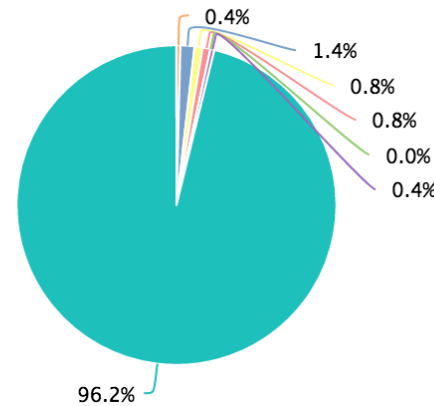


NECAP - Reading - Proficient or Proficient With Distinction All Grades
(As of Date: 10/31/2013)



School Enrollment

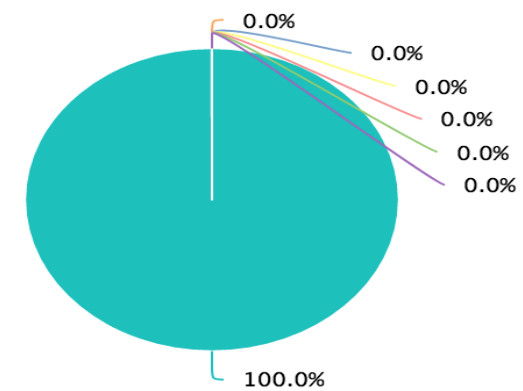
n=497



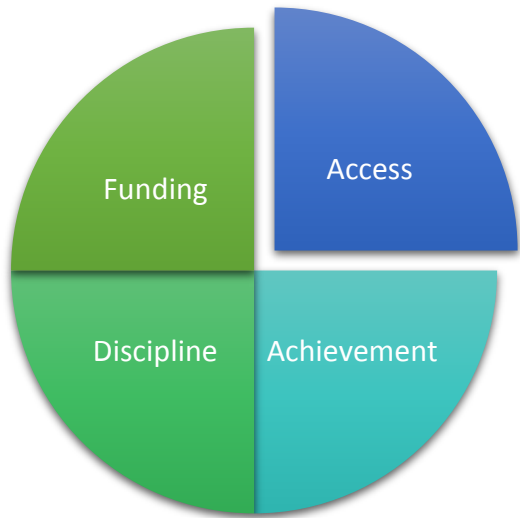
- Am Ind/AK Nat 0.4%
- Asian 1.4%
- Black 0.8%
- Hispanic 0.8%
- Nat HI/Pac Isl 0.0%
- Two or More 0.4%
- White 96.2%

Gifted & Talented Enrollment

n=16



- Am Ind/AK Nat 0.0%
- Asian 0.0%
- Black 0.0%
- Hispanic 0.0%
- Nat HI/Pac Isl 0.0%
- Two or More 0.0%
- White 100.0%

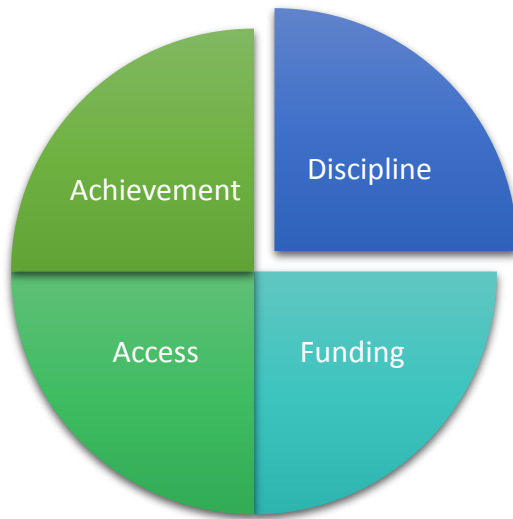
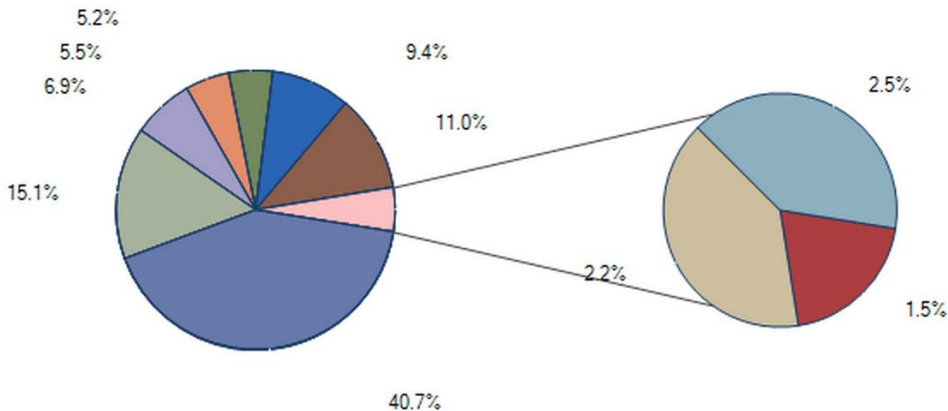


Finance

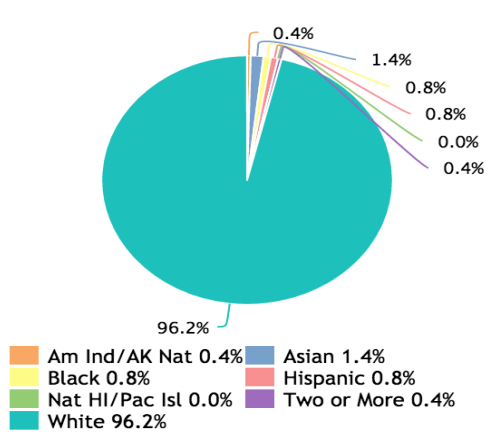
Measure Budget State Avg.

Per Pupil Expenditures:

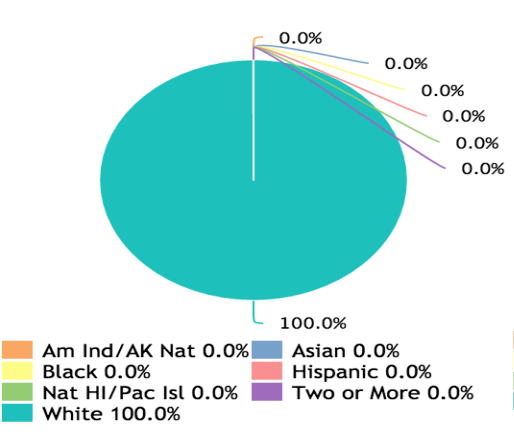
Regular Instruction:	4,960	4,931
Special Education:	1,834	1,860
School Administration:	665	626
Debt Service:	1,338	777
Facilities:	1,150	1,346
* Total for all measures(Not just those above):	12,188	12,056



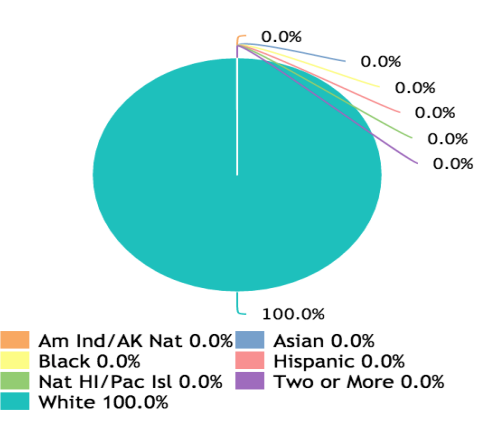
School Enrollment
n=497



In-School Suspensions
n=4



Out-of-School Suspensions
n=2



Expulsions

