

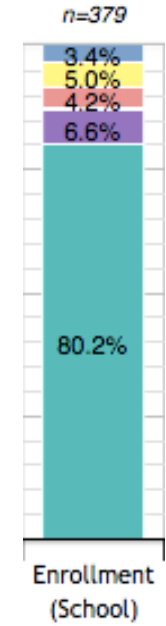
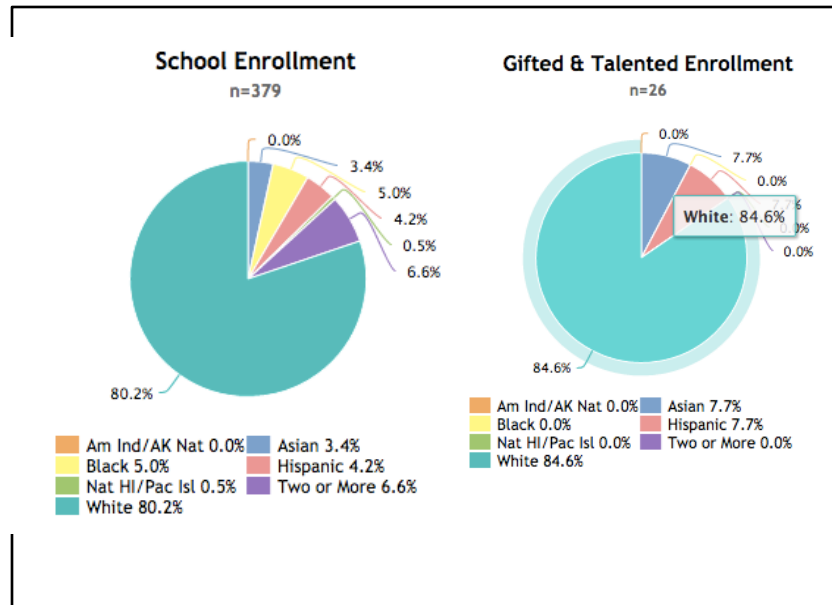
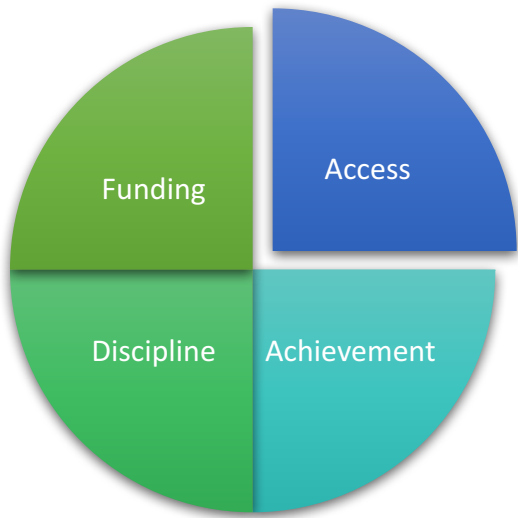
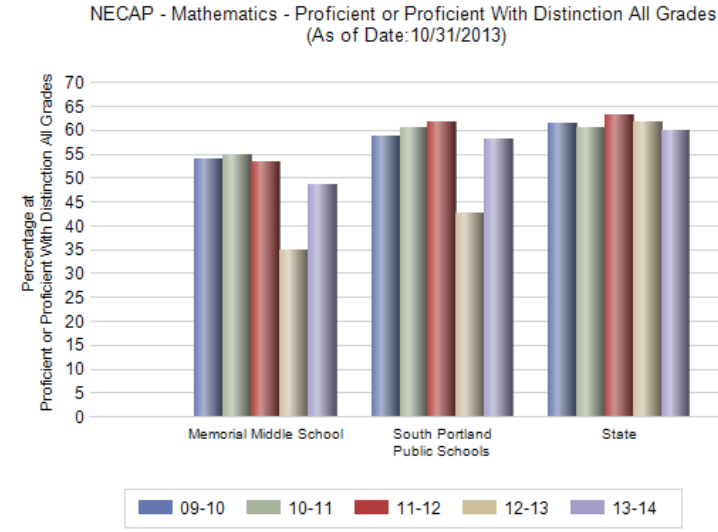
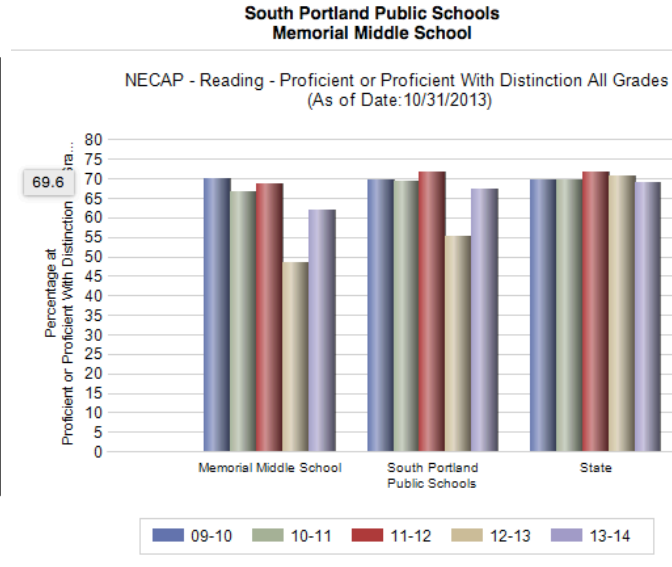
# Equity & Excellence in Maine Schools

## Memorial Middle School South Portland Equity Snapshot

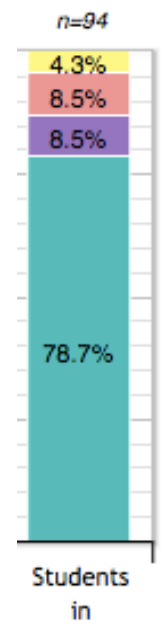


**Memorial Middle School**  
 2014 Reading  
 63.1 % MMS  
 71.8 % Maine

2014 Math  
 49.6 % MMS  
 63.1 % Maine



Am Ind/AK Nat Asian Black  
 Hispanic Nat HI/Pac Isl  
 Two or More White



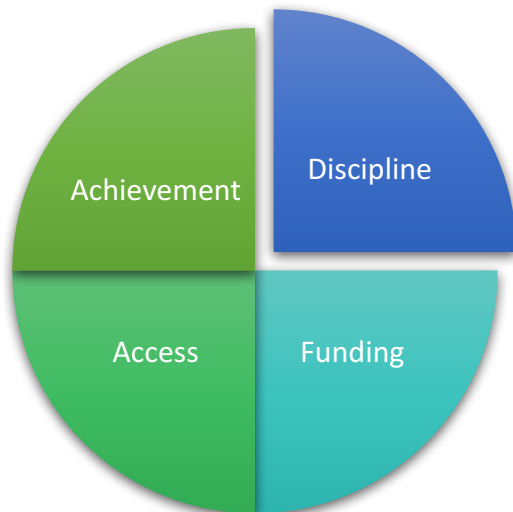
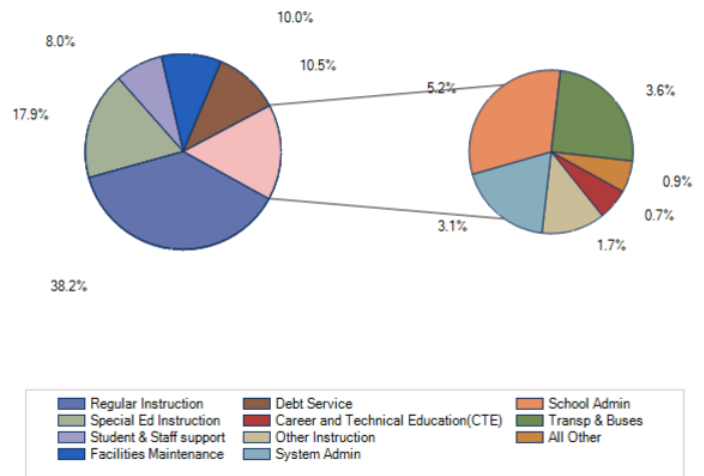


**South Portland Public Schools**  
 Finance - Per Pupil Expenditure by Type (As of Date:12/01/2014)  
 Year(s): 2014-15

- Indicates no data

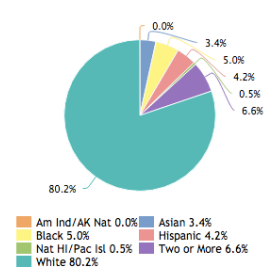
Expenditure by Type	Total Expenditure	State
Regular Instruction	\$5,443	\$5,127
Special Ed Instruction	\$2,551	\$1,953
Career and Technical Education(CTE)	\$101	\$255
Other Instruction	\$240	\$269
Student & Staff support	\$1,144	\$1,005
System Admin	\$446	\$370
School Admin	\$741	\$666
Transp & Buses	\$509	\$690
Facilities Maintenance	\$1,430	\$1,409
Debt Service	\$1,497	\$756
All Other	\$131	\$51
<b>TOTAL</b>	<b>\$14,233</b>	<b>\$12,551</b>

Finance - Per Pupil Expenditure by Type (As of Date:12/01/2014)

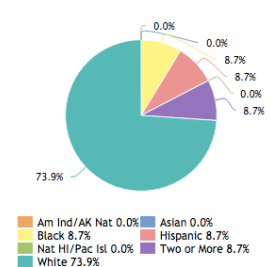


Discipline - demographic representation in suspensions and expulsions from 2010-2011 as reported to Office of Civil Rights

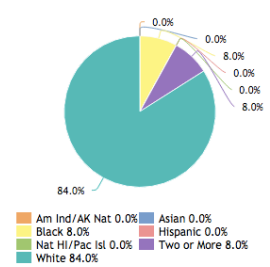
School Enrollment  
n=379



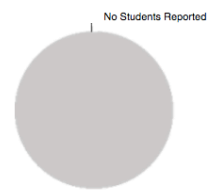
In-School Suspensions  
n=23



Out-of-School Suspensions  
n=25



Expulsions



\* Section 504 Only discipline data is not available by race/ethnicity. Number of Section 504 Only students disciplined: In-School Suspensions=0, Out of School Suspensions=0, Expulsions=0