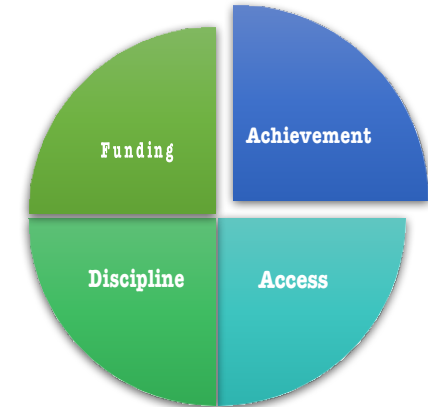


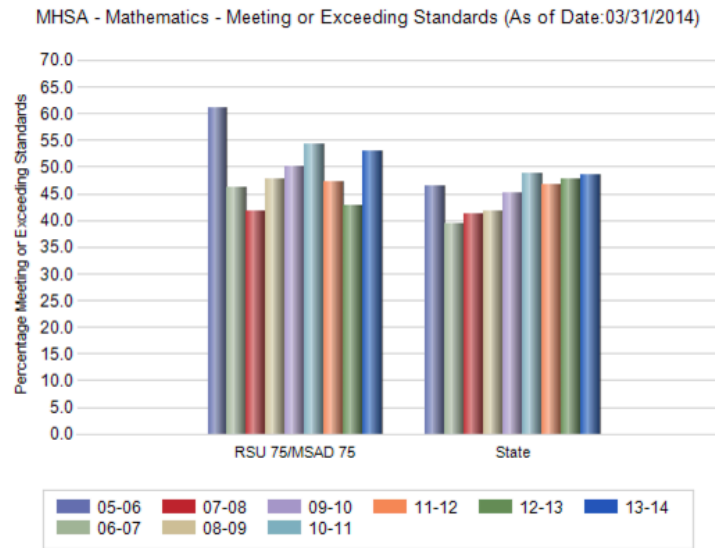
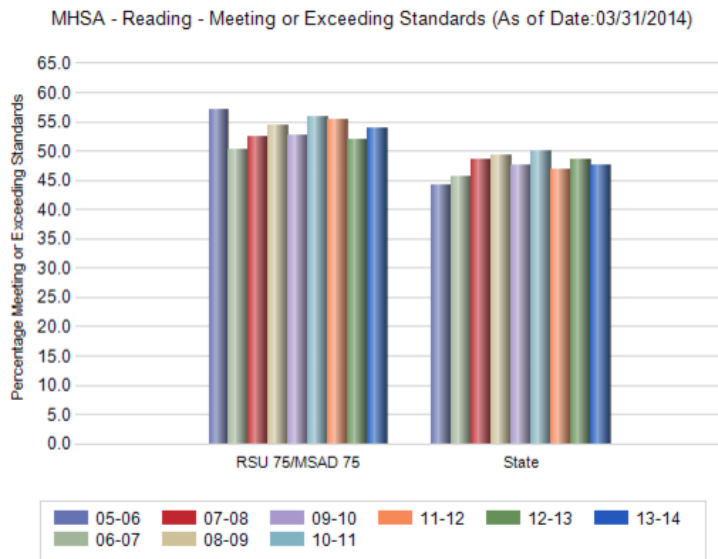
Equity & Excellence in Maine Schools



ACHIEVEMENT: SAD 75 Topsham School Equity Snapshot

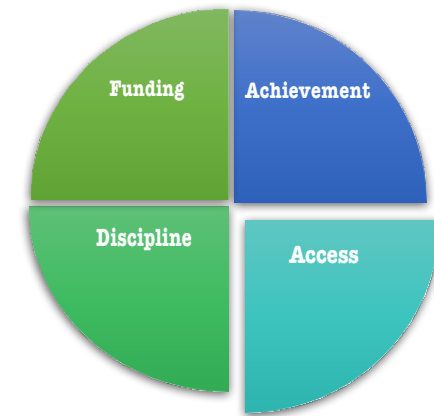
http://dw.education.maine.gov/DirectoryManager/WEB/Maine_report/mainelanding.aspx

4 Year Cohort Graduation Rate (2014-15) = 90% compared to 87.5% state average



More Information can be found at www.usm.maine.edu/eems

Equity & Excellence in Maine Schools

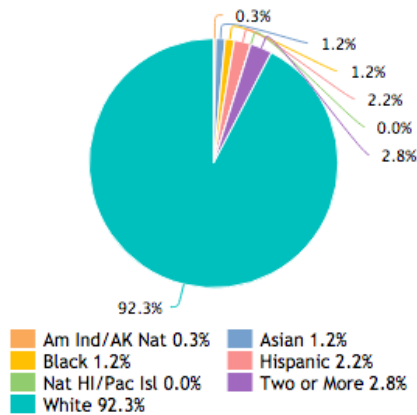


ACCESS: SAD 75 Topsham School Equity Snapshot

<http://ocrdata.ed.gov/DistrictSchoolSearch>

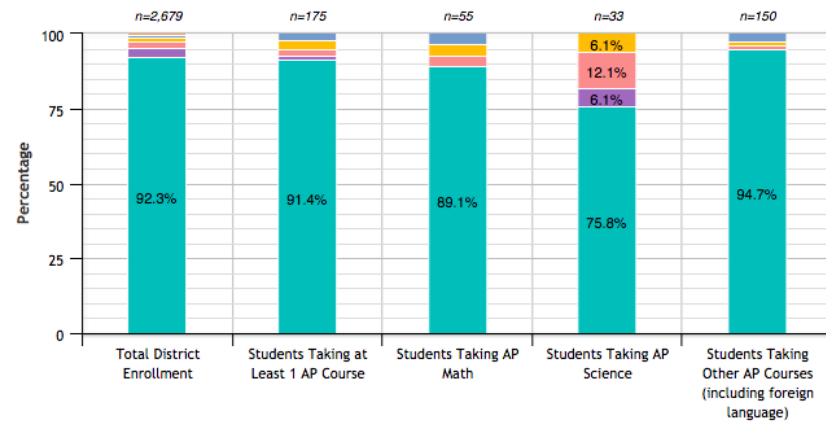
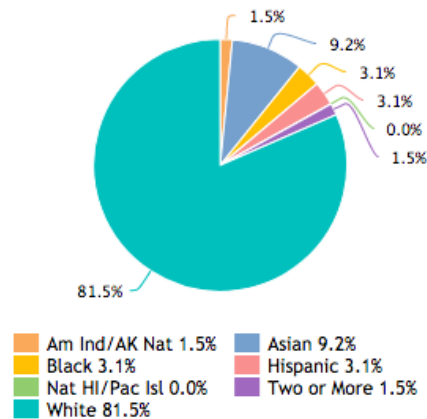
District Enrollment

n=2,679



Gifted & Talented Enrollment

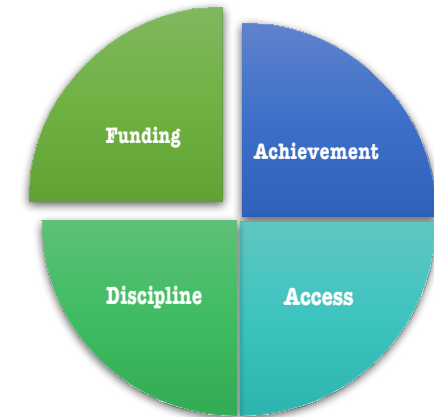
n=130



■ Am Ind/AK Nat
 ■ Asian
 ■ Black
 ■ Hispanic
 ■ Nat HI/Pac Isl
 ■ Two or More
 ■ White

More Information can be found at www.usm.maine.edu/eems

Equity & Excellence in Maine Schools

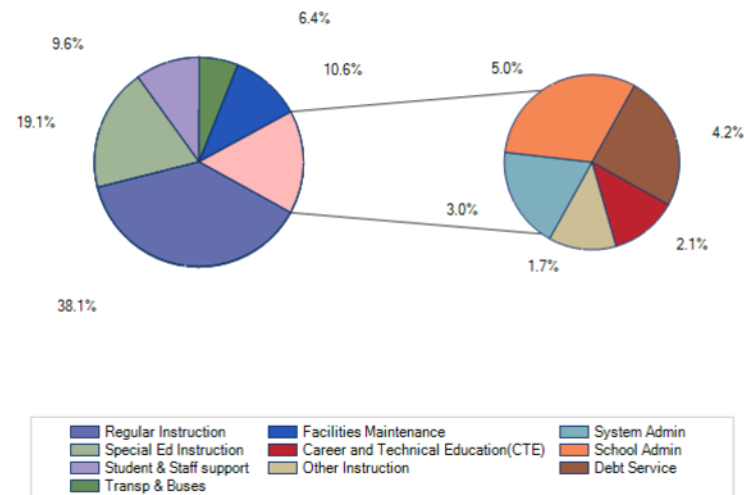


FUNDING: SAD 75 Topsham School Equity Snapshot

Finance

Measure	Budget	State Avg.
Per Pupil Expenditures:		
Regular Instruction:	5,332	5,127
Special Education:	2,669	1,953
School Administration:	696	666
Debt Service:	585	756
Facilities:	1,488	1,409
* Total for all measures(Not just those above):	13,993	12,551

Finance - Per Pupil Expenditure by Type (As of Date:12/01/2015)



More Information can be found at www.usm.maine.edu/eems

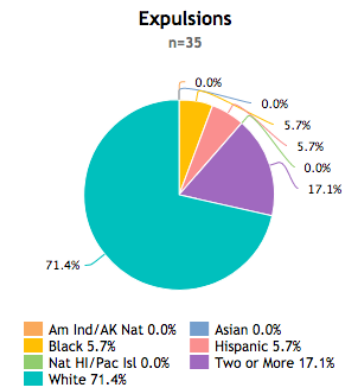
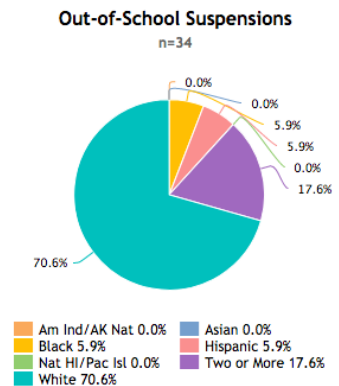
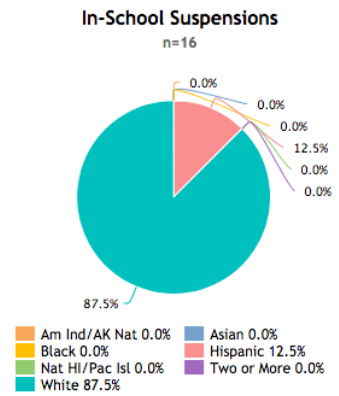
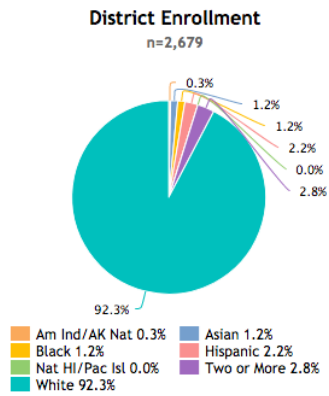
Equity & Excellence in Maine Schools



DISCIPLINE: SAD 75 Topsham School Equity Snapshot

<http://ocrdata.ed.gov/DistrictSchoolSearch>

Discipline - demographic representation in suspensions and expulsions from 2013 as reported to Office of Civil Rights



More Information can be found at www.usm.maine.edu/eems