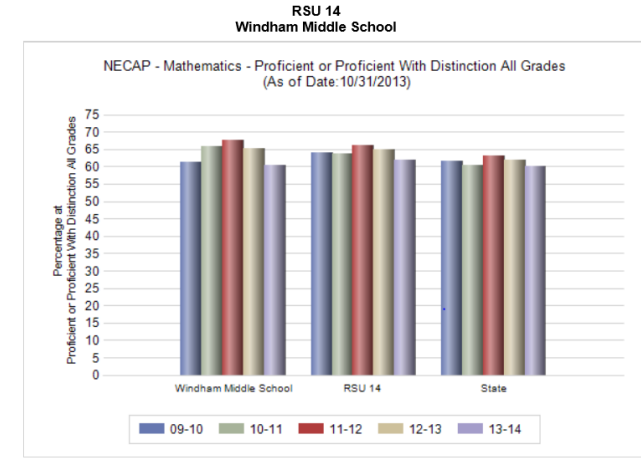
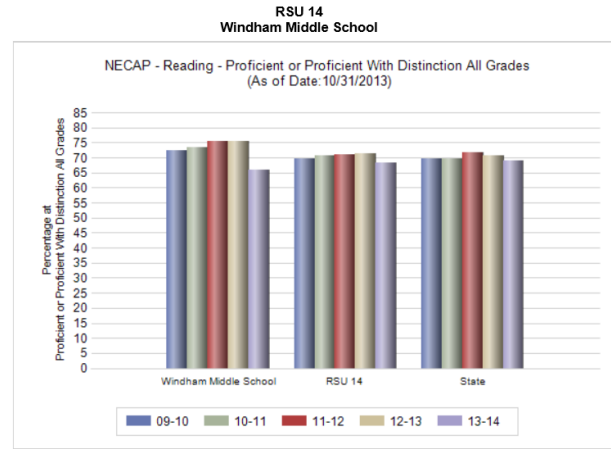


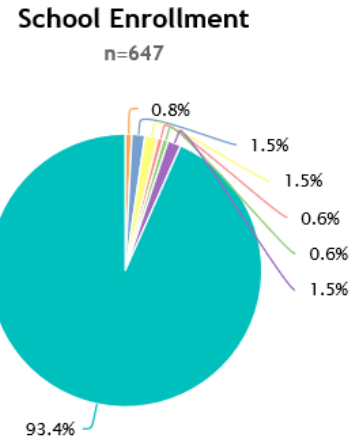
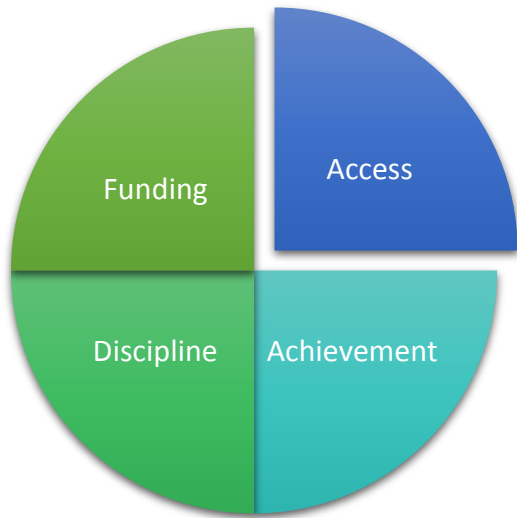
Equity & Excellence in Maine Schools

Windham Middle School Equity Snapshot

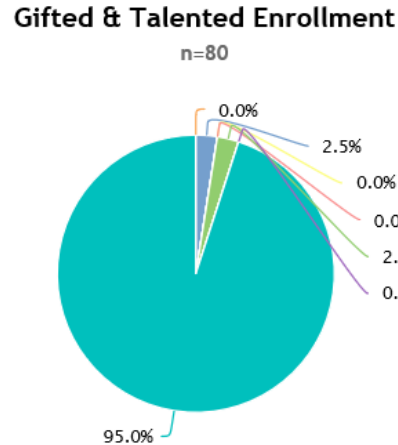


RSU 14
Windham Middle School
NECAP - Reading - Proficient or Proficient With Distinction All Grades
(As of Date:10/31/2013)

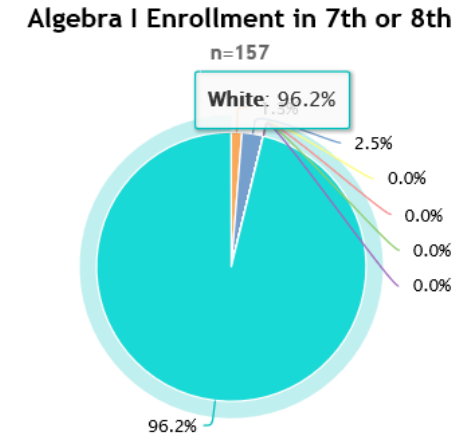
RSU 14
Windham Middle School
NECAP - Mathematics - Proficient or Proficient With Distinction All Grades
(As of Date:10/31/2013)



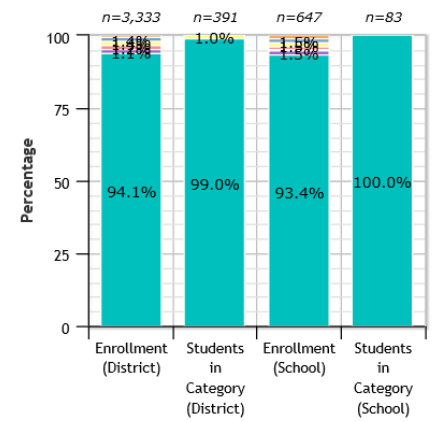
- Am Ind/AK Nat 0.8%
- Black 1.5%
- Nat HI/Pac Isl 0.6%
- White 93.4%
- Asian 1.5%
- Hispanic 0.6%
- Two or More 1.5%



- Am Ind/AK Nat 0.0%
- Black 0.0%
- Nat HI/Pac Isl 2.5%
- White 95.0%
- Asian 2.5%
- Hispanic 0.0%
- Two or More 0.0%



- Am Ind/AK Nat 1.3%
- Black 0.0%
- Nat HI/Pac Isl 0.0%
- White 96.2%
- Asian 2.5%
- Hispanic 0.0%
- Two or More 0.0%

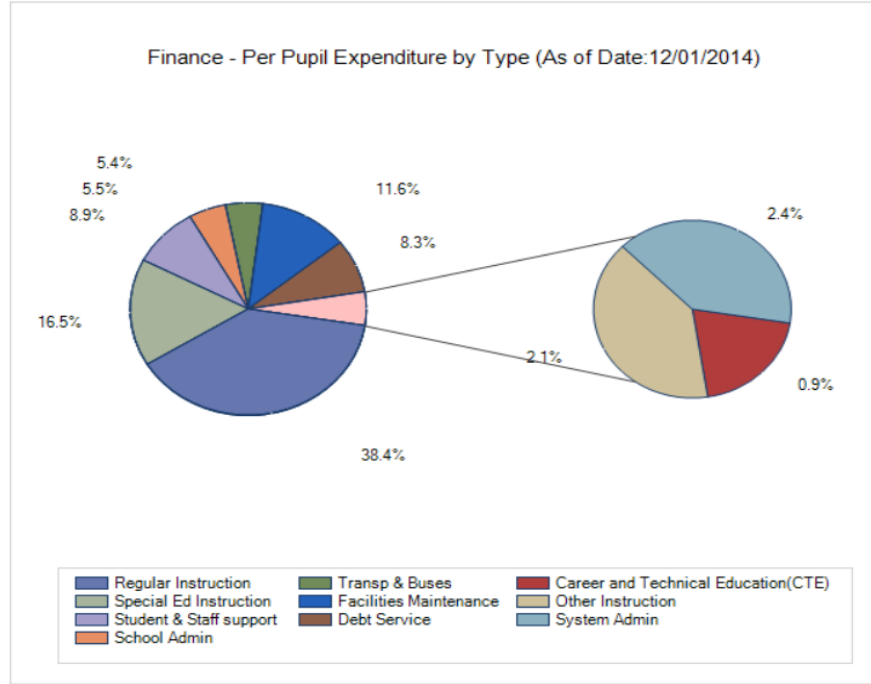


- Am Ind/AK Nat
- Black
- Hispanic
- Nat HI/Pac Isl
- Two or More
- White

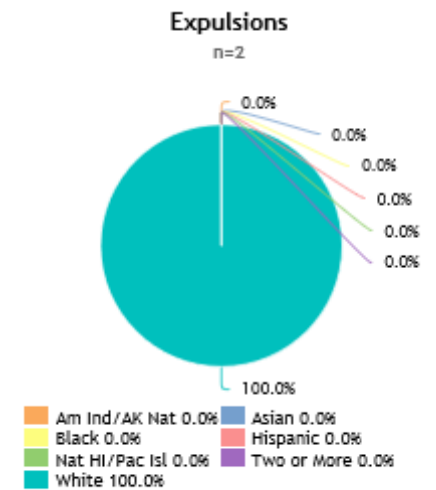
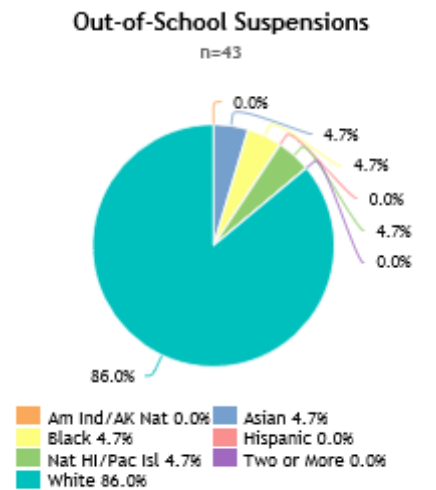
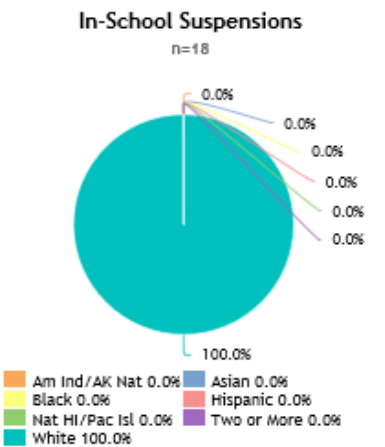
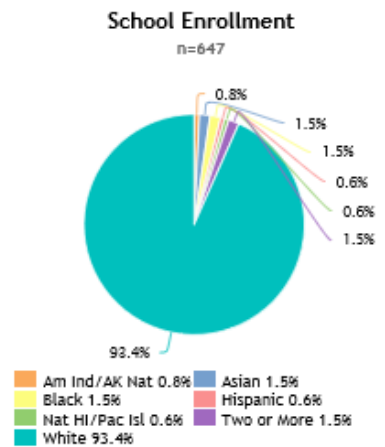


Finance

Measure	Budget	State Avg.
Per Pupil Expenditures:		
Regular Instruction:	4,477	4,931
Special Education:	1,922	1,860
School Administration:	636	626
Debt Service:	972	777
Facilities:	1,352	1,346
* Total for all measures(Not just those above):	11,660	12,056



Compared to overall enrollment, what is the race/ethnicity of students receiving In-School Suspensions, Out-of-School Suspensions, or Expulsions?



* Section 504 Only discipline data is not available by race/ethnicity. Number of Section 504 Only students disciplined: In-School Suspensions=0, Out of School Suspensions=0, Expulsions=0