

DATABOOK

The State of the State's Nursing Education Programs Survey Results

PREPARED BY SUSAN B. SEPPLES PHD

ASSOCIATE PROFESSOR OF NURSING

COLLEGE OF NURSING AND HEALTH PROFESSIONS

UNIVERSITY OF SOUTHERN MAINE



Programs



Programs Offered 2015

Program	LPN	LN → AD	AD	BS	ABS	RN-BS	MSN	DE-MSN	GNC/PMC
CMCC			X						
MCHP			X						
EMCC		X	X						
HU				X			X		/X
KAPLAN				X	X	X	X		/X
KVCC			X						
NMCC									
SJC				X					
SMCC		X	X						
UM				X		X	X		
UMA			X			X			
UMFK				X	X	X			
UNE				X	X				
USM				X	X	X	X	X	
Total	0	2	6	7	4	6	4	1	0/2

Student Enrollment Caps 2014/2015 Academic Year

Program	Increase		Decrease		No Change	
	2012/2013	2014/2015	2012/2013	2014/2015	2012/2013	2014/2015
CMCC		X			X	
MCHP					X	X
EMCC					X	X
HU					X	X
KAPLAN		X			X	
KVCC	X					X
NMCC					X	
SJC						X
SMCC		X			X	
UM						X
UMA					X	X
UMFK						X
UNE						X
USM					X	X
Total	1	3	0	0	9	10

If +/- explain why?

Program	Response
KAPLAN	Increasing by 30%
SMCC	Increase by 4
UM	No change for undergraduate program. Graduate enrollment could expand.

New nursing programs being introduced or phased out (target dates)

Program	Response
CMCC	
MCHP	None at this time.
EMCC	None
HU	New Family Psychiatric NP program---redesigned from Adult Psychiatric NP program
Kaplan	DNP just approved to be offered in Maine. Also Master's NP track just began in Maine in March.
KVCC	None
NMCC	
SJC	FNP program is being phased out. No new enrollments accepted. Hoping to have all FNP students graduate by 2018
SMCC	
UM	1. The RN-Studies program (RN-to-BSN) is being phased out. Only one RN remains in the program and is expected to complete in 2017. 2. A MSN-Nurse Educator track was initiated in January 2016.
UMA	Associate Degree will graduate last class spring 2017
UMFK	None at this time
UNE	
USM	none

Faculty



Number of Full Time Faculty in Maine Nursing Programs

Program	2009/2010	2010/2011	2012/2013	2014/2015
	Total	Total	Total	Total
CMCC	8	8	9	8
MCHP	15		11	13
EMCC	6	6	6	5
HU	12	12	12	11
KAPLAN			3	6
KVCC	7	7	7	6
NMCC	11	9	9	
SJC	14	18	22	9
SMCC	14	13	14	12
UM	16	15	16	13
UMA	13	14	14	10
UMFK	6	7	7	6
UNE	16	14	0	12
USM	26	26	26	18
Total	164	149	156	129

Number of Full Time Faculty Teaching in Maine's Nursing Programs by Age Reported in 2015

Program	< 30 Years	31 – 40 Years	41-50 Years	51 – 60 Years	> 60 Years
CMCC		1	1	2	4
MCHP	1	2	4	4	2
EMCC			1	3	1
HU			2	5	4
KAPLAN			2	4	
KVCC				2	4
NMCC					
SJC	0	2	0	6	1
SMCC				10	2
UM	0	2	1	3	7
UMA	0	2	3	4	1
UMFK		1	2	1	2
UNE	0	0	4	4	4
USM	1	0	2	6	9
Total	2	10	22	54	41

Number of Full Time Faculty Teaching in Maine's Nursing Programs Reported in 2015

Program	Doctorate (Nursing)	Doctorate (Other)	Masters (Nursing)	Masters (Other)	Bachelors (Nursing)	Bachelors (Other)	Associate (Nursing)	Associate (Other)
CMCC			7		1			
MCHP		1	11		1			
EMCC	1		4					
HU	2		8	1				
KAPLAN	1		4		1			
KVCC			6					
NMCC								
SJC	2		7					
SMCC	1		11					
UM	7		6					
UMA	2	1	7					
UMFK	1	1	4					
UNE								
USM	10	2	6					
Total	27	5	81	1	3	0	0	0

Beginning Salary in Maine Nursing Programs – Reported in 2013 & 2015

2013

Program	Masters Full Time	Doctoral Full Time
CMCC	\$ 45,000	
MCHP	\$ 52,000	\$ 77,000
EMCC		
HU	\$ 53,000	\$ 60,000
KAPLAN	\$ 62,000	\$ 68,000
KVCC	\$ 50,000	
NMCC	\$ 46,000	\$ 46,000
SJC		
SMCC	\$ 53,000	
UM	\$ 45,000	\$ 65,000
UMA	\$ 49,000	\$ 75,000
UMFK	\$ 44,000	\$ 53,000
UNE		
USM	\$ 47,500	\$ 60,000
Average	\$ 49,681.82	\$ 63,000

2015

Program	Masters Full Time	Doctoral Full Time
CMCC	\$ 50,000	
MCHP	\$ 60,000	\$ 70,000
EMCC	\$ 48,000	\$ 50,000
HU	\$ 62,000	\$ 70,000
KAPLAN	\$ 60,000	\$ 70,000
KVCC	\$ 55,000	
NMCC		
SJC	\$ 52,000	\$ 67,000
SMCC	\$ 65,000	\$ 70,000
UM	\$ 46,000	\$ 65,000
UMA	\$ 49,000	\$ 72,000
UMFK	\$ 48,000	\$ 52,000
UNE	\$ 65,000	\$ 65,000
USM	\$ 55,000	\$ 65,000
Average	\$ 55,000	\$ 65,091

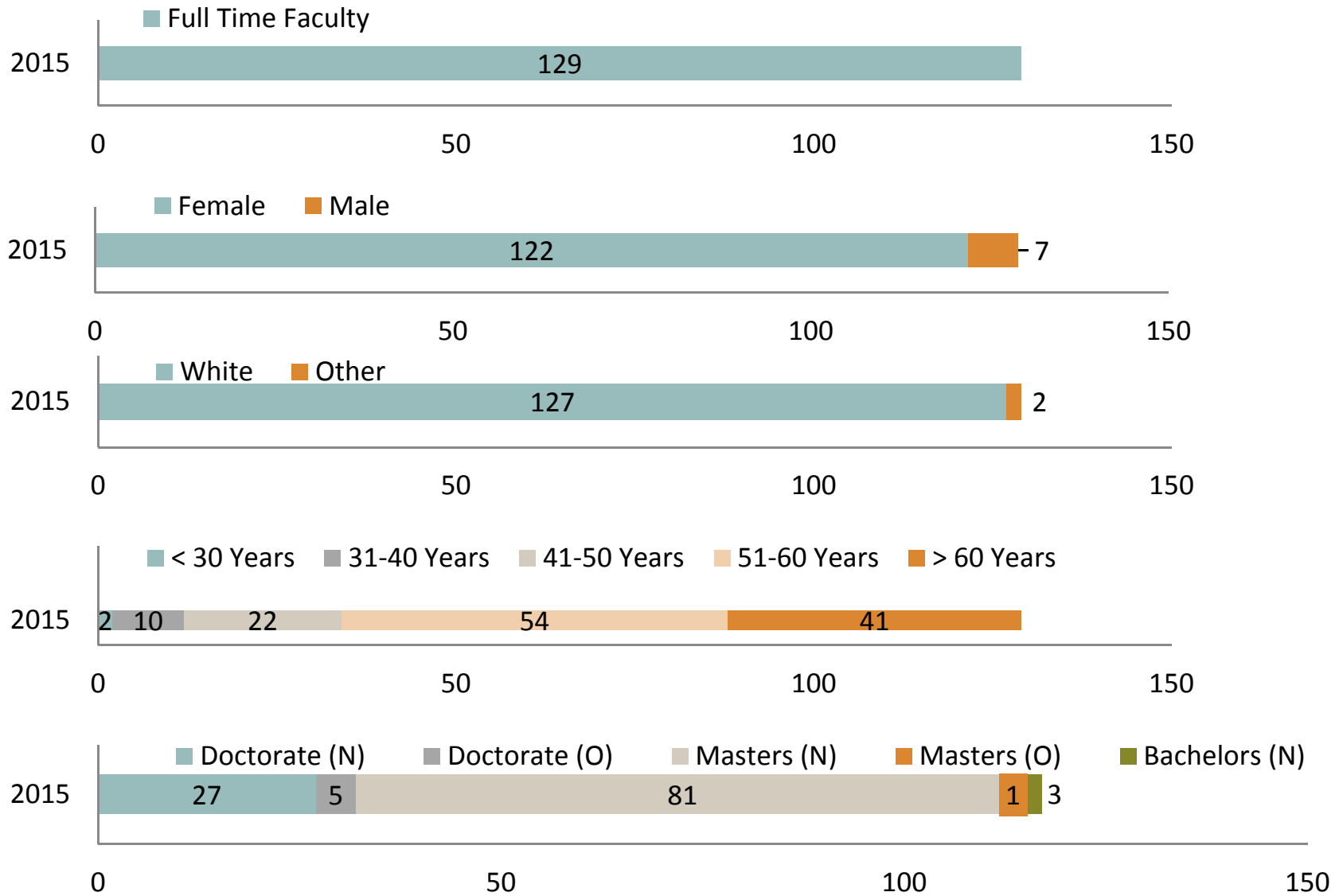
Part-time Faculty Data – Reported in 2013

Program	# Teaching	Salary / Hour	Comments
CMCC	4	35.00/ hr; 20 hours a week x 15 weeks	I have been able to find mastered prepared nurse; my part time who are excellent without a masters do not have interest in getting their masters.
MCHP	4	31-38 dollars an hour	Difficult to hire part time. Was able to hire one.
EMCC	8	\$31/hr	Not able to get the # of Masters- prepared (in nursing) part-time (clinical adjunct) faculty desired
HU	0		
KAPLAN			
KVCC	5	\$31 X 220 hours = \$6820.00	OK
NMCC	2	\$25/hour	Part-time faculty are hired based on number of students. We use 1 to 2 in the fall and spring. All full-time faculty rotate in clinical/lab. It is often difficult to find master's prepared adjunct willing to work for \$25/hour.
SJC	70		
SMCC	13	\$30-32.00 per hour	Challenging - not enough MSN-prepared
UM	26	3,200 / 2 clinical credits	challenging to identify and recruit Masters prepared clinical faculty
UMA	10	\$892/course credit & 32.00 per hour	No challenges filling adjunct positions (non-clinical) & Difficult to find MSN prepared faculty. Unable to find MSN prepared faculty for distance education location - Washington County, Hancock County
UMFK	13	\$916/credit	We hire mostly our alum as adjuncts. We typically do not have difficulty finding adjunct instructors.
UNE			
USM	46	1285/credit for clinical faculty: 906-1479/credit for theory	It was challenging to find Masters prepared part-time faculty. We hired predominantly BS prepared nurses.
Total	201		

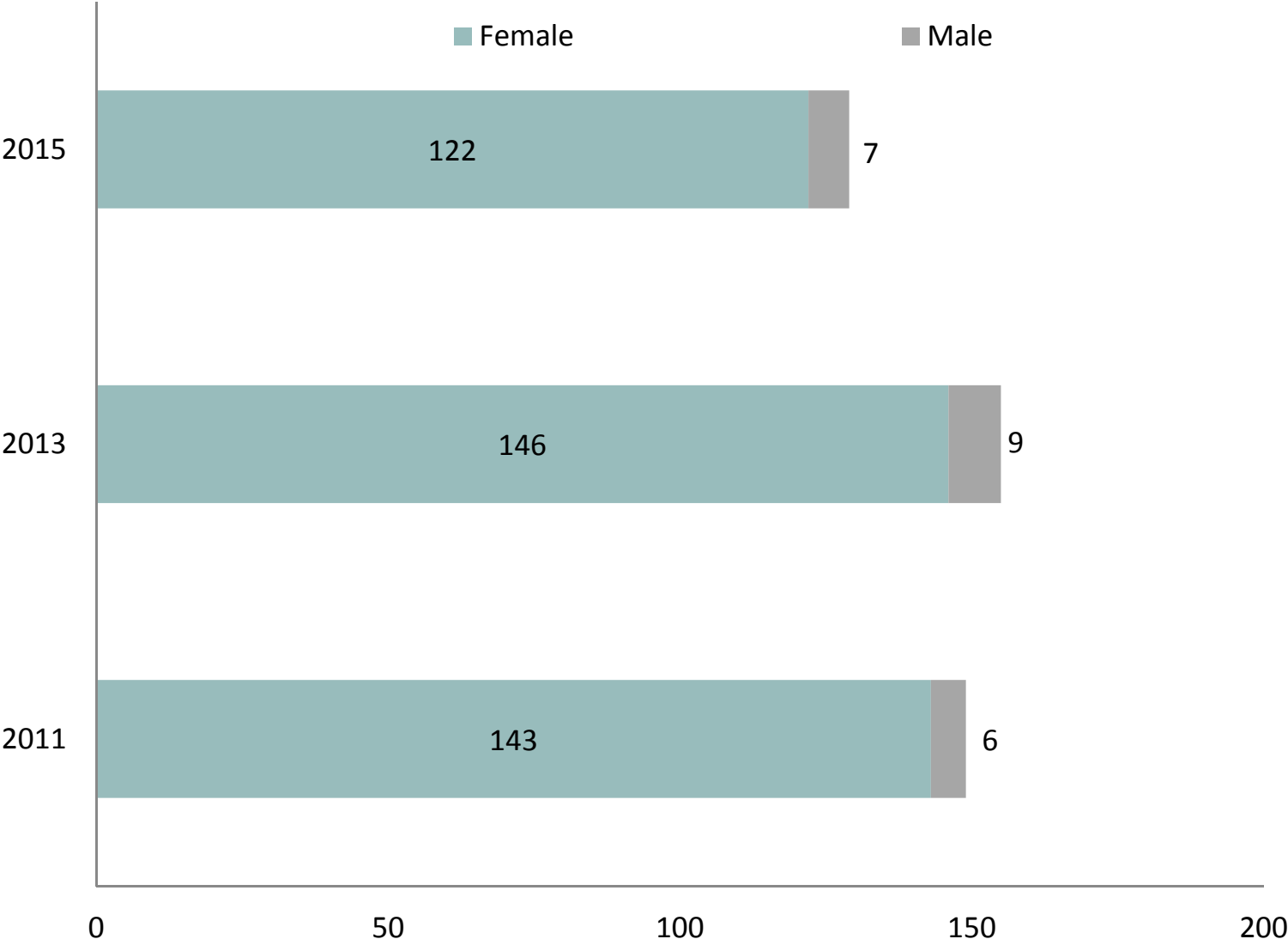
Part Time Faculty Data – Reported in 2015

Program	# Teaching	Salary Rate	Number of Hours / Comments
CMCC	4	\$40	20 hours/week for 15 weeks.
MCHP	2	6 credits	24
EMCC	9	\$36	180
HU	1		\$46,000 AY
KAPLAN	15	\$35	150 hours/10 week term
KVCC	5	\$33.55	250
NMCC			
SJC	1	31.50	
SMCC	17	\$34	3000
UM	37	Range of \$1,750.00 - \$2,000.00 per credit	Range of 2-6 hours/week x 13 weeks
UMA	4	\$928	7.2 cr hrs
UMFK	1	\$29.87	varies
UNE	20	\$43	42,597
USM	57	\$1321 per credit	28 hours
Total	173		

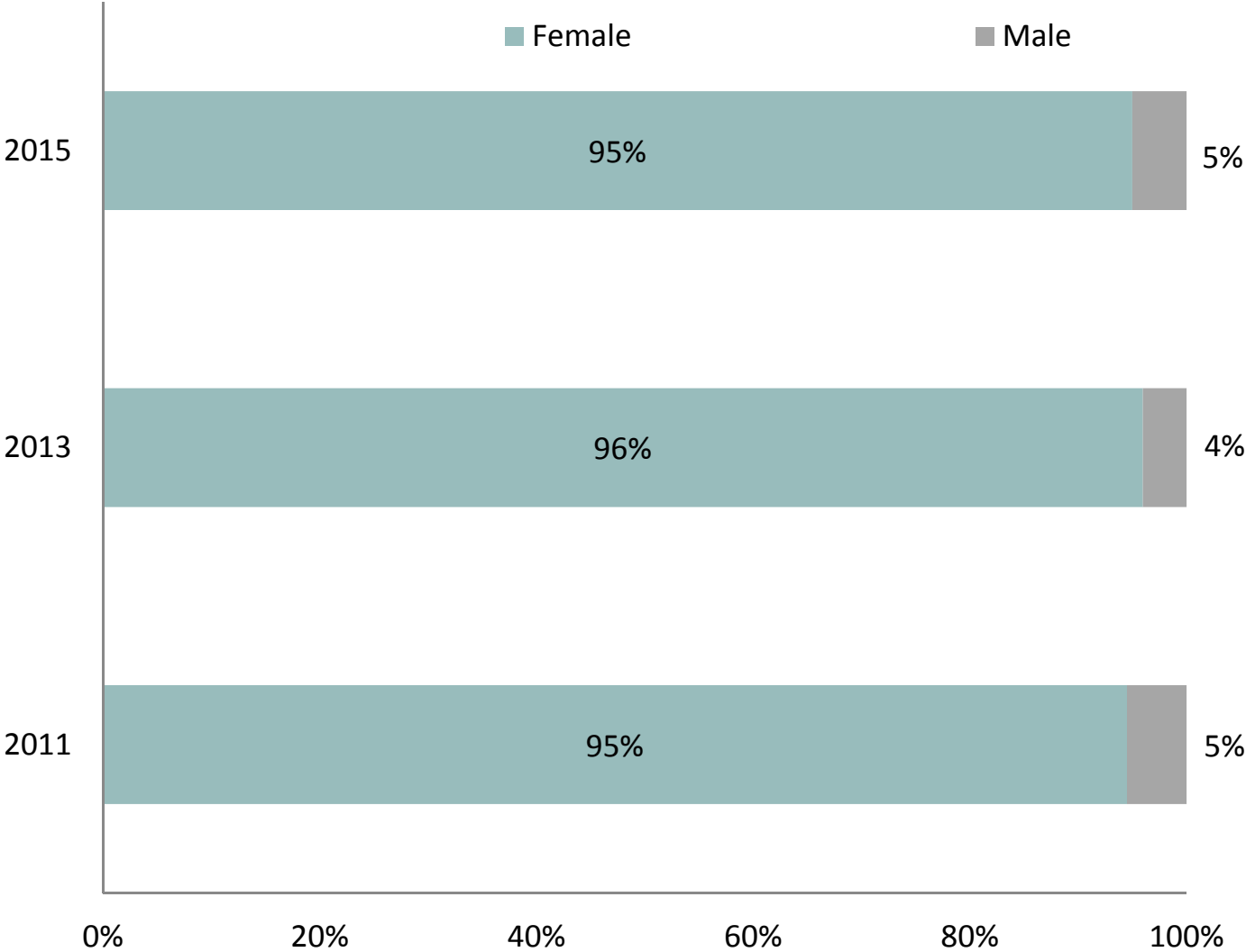
Full Time Faculty Overview – Reported in 2015



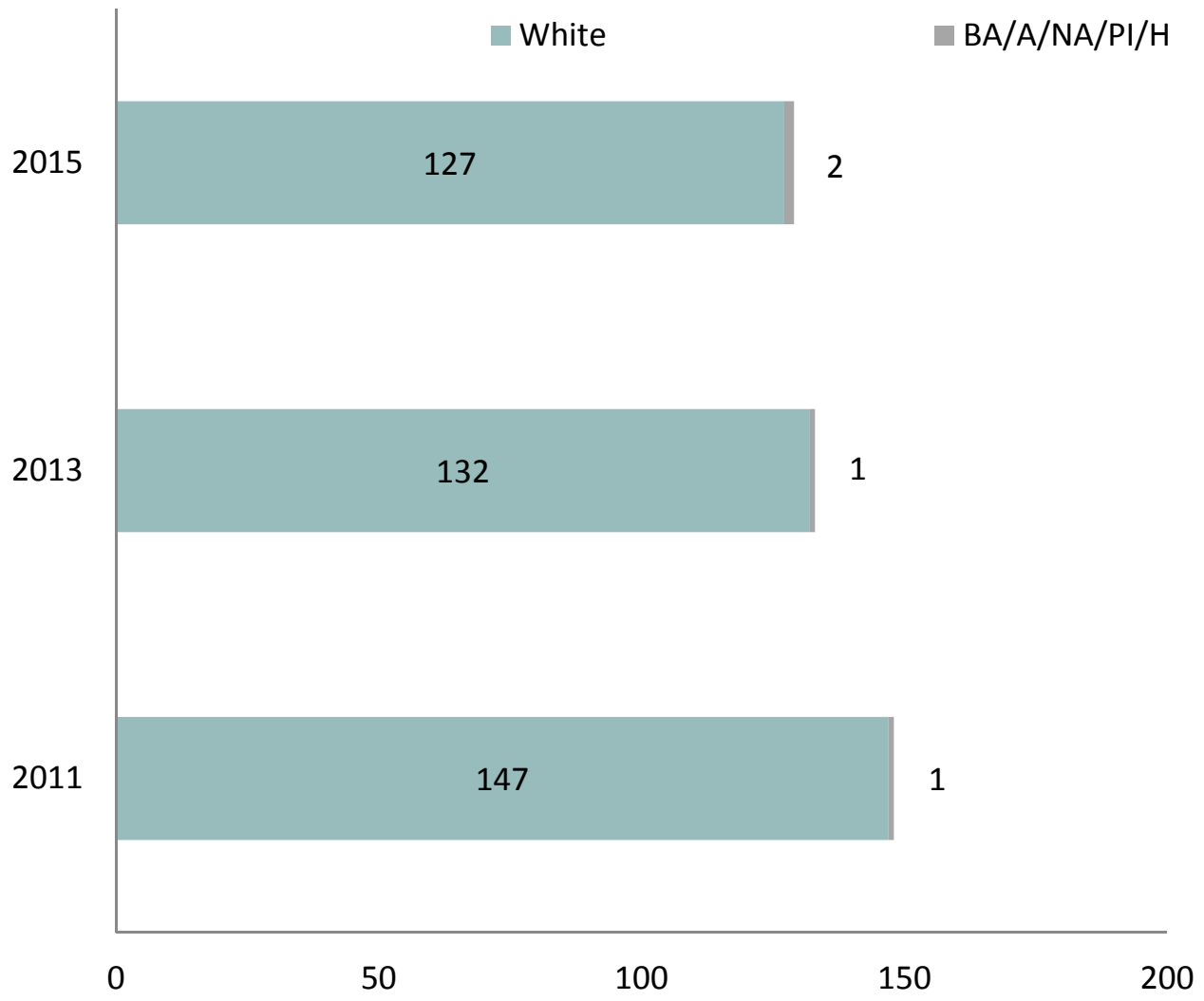
Faculty Teaching in Maine's Nursing Programs - Gender



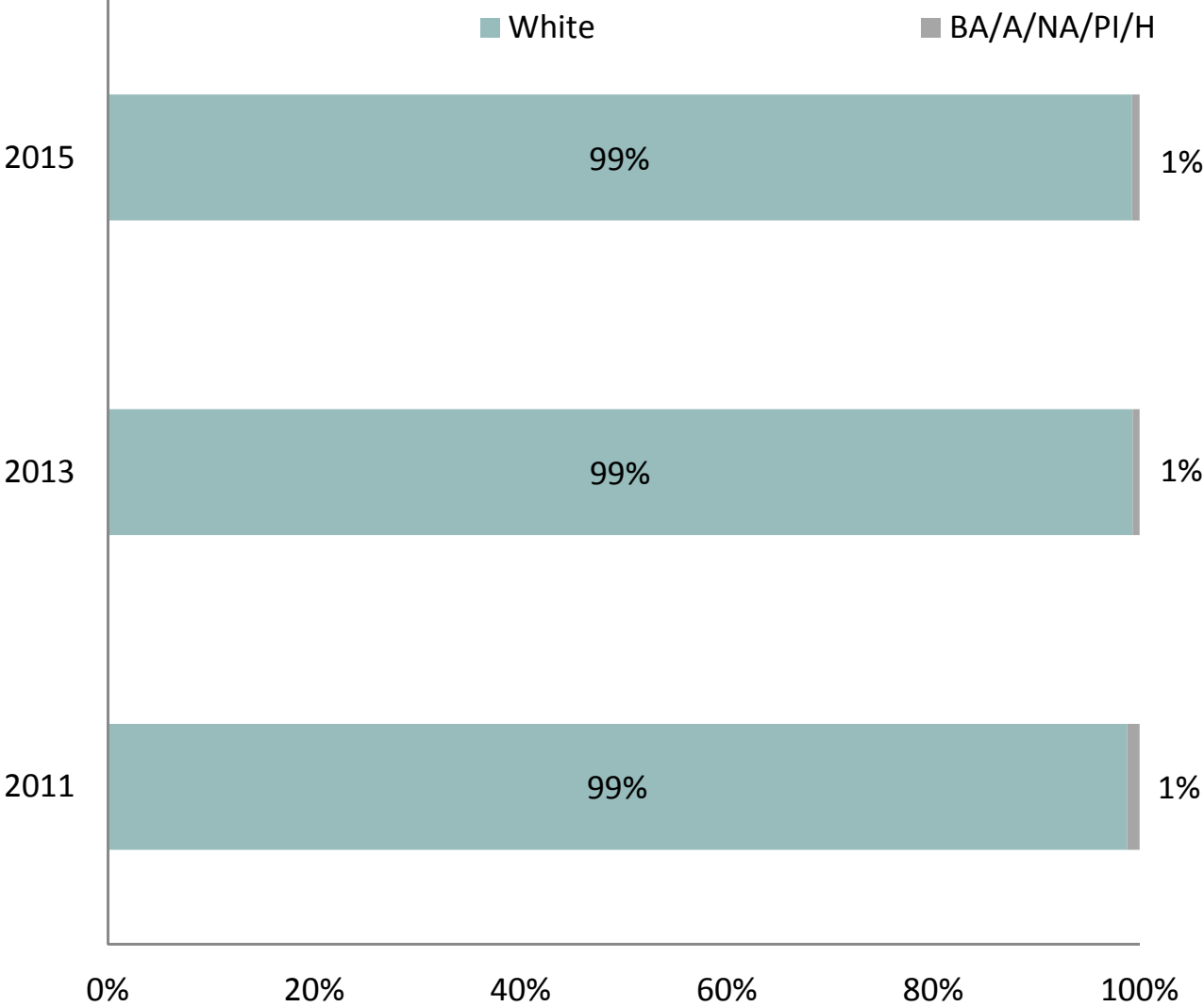
Faculty Teaching in Maine's Nursing Programs - Gender



Faculty Teaching in Maine's Nursing Programs – Race/Ethnicity

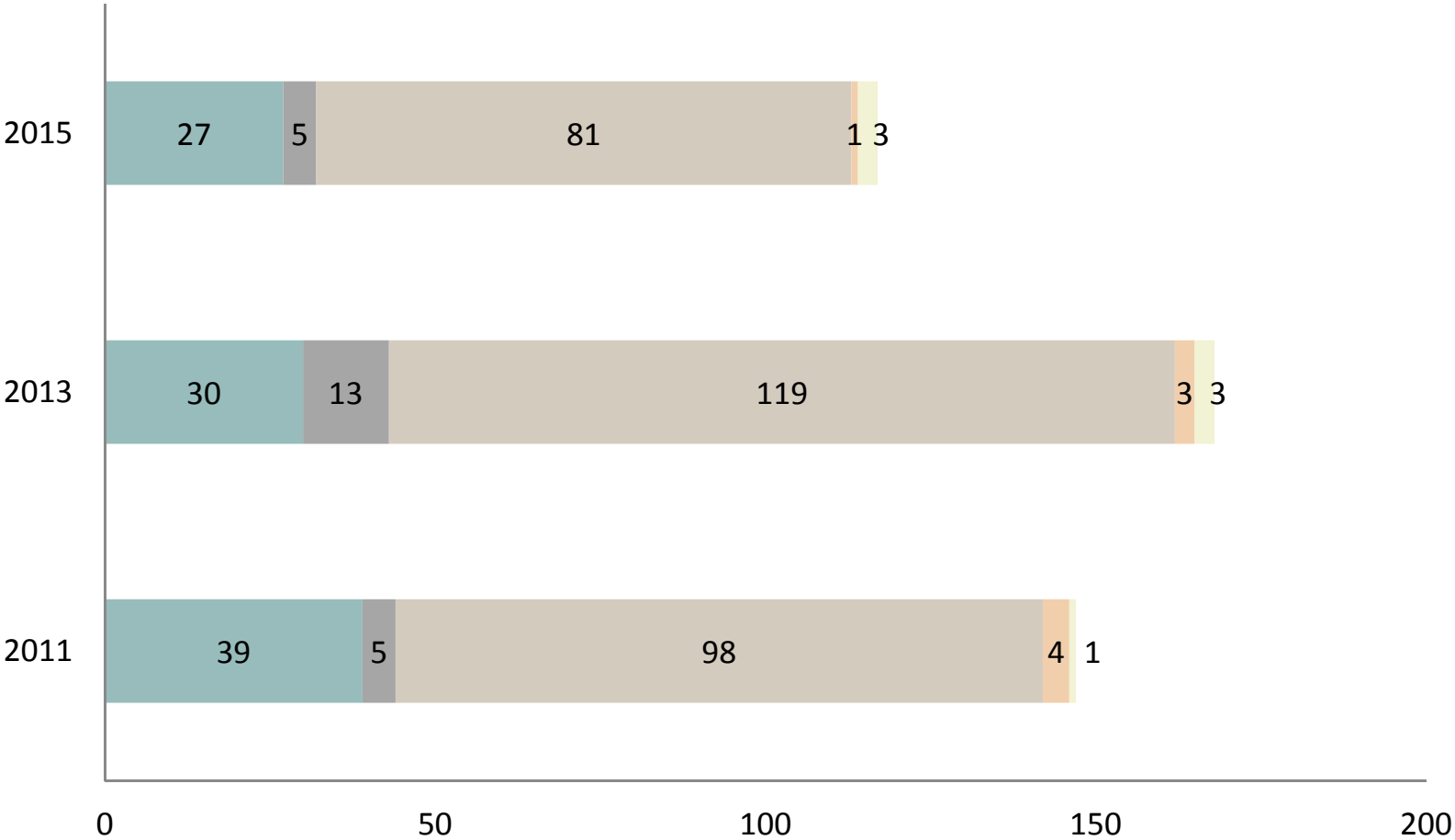


Faculty Teaching in Maine's Nursing Programs – Race/Ethnicity

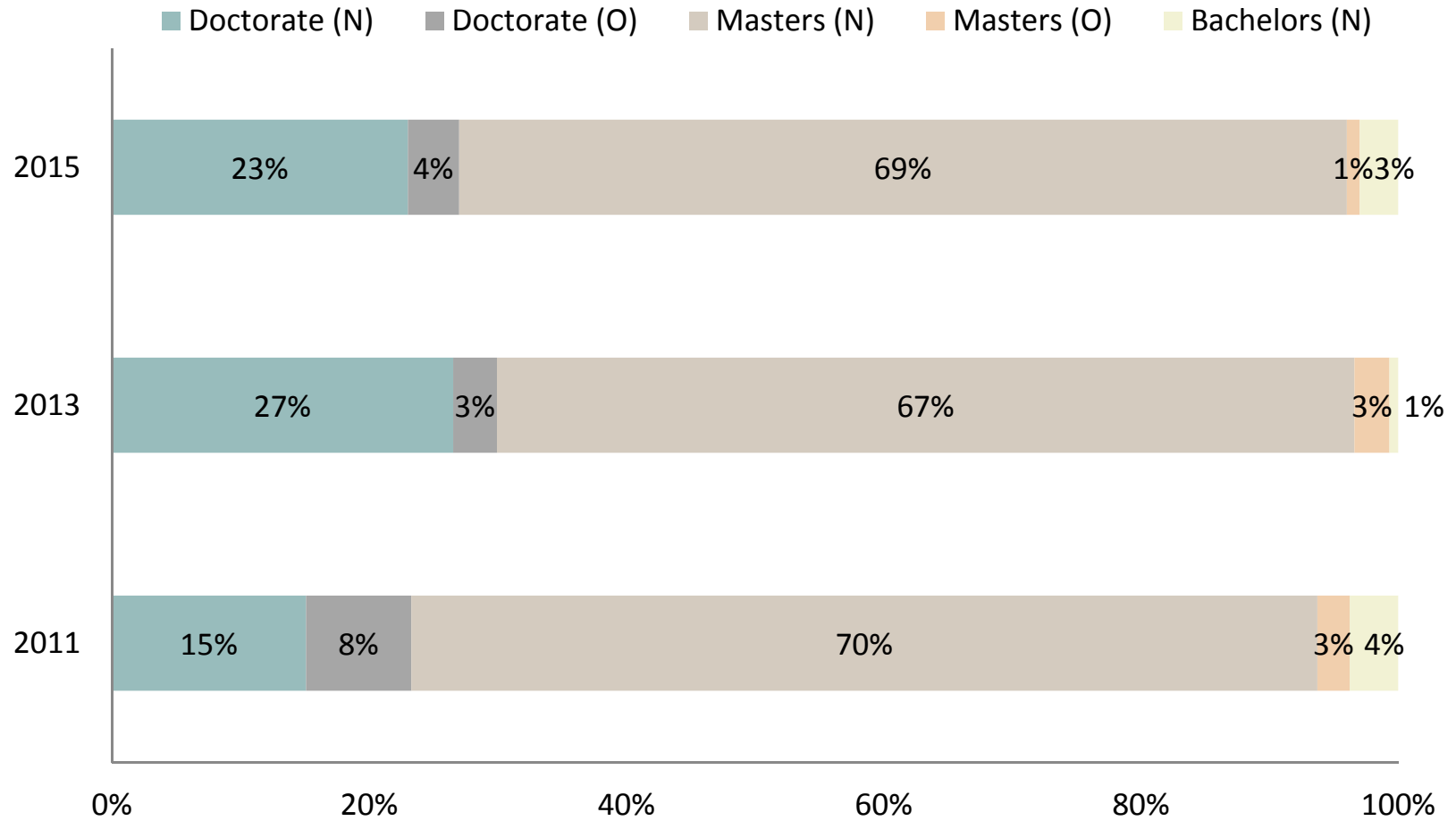


Faculty Teaching in Maine's Nursing Programs – Faculty Education

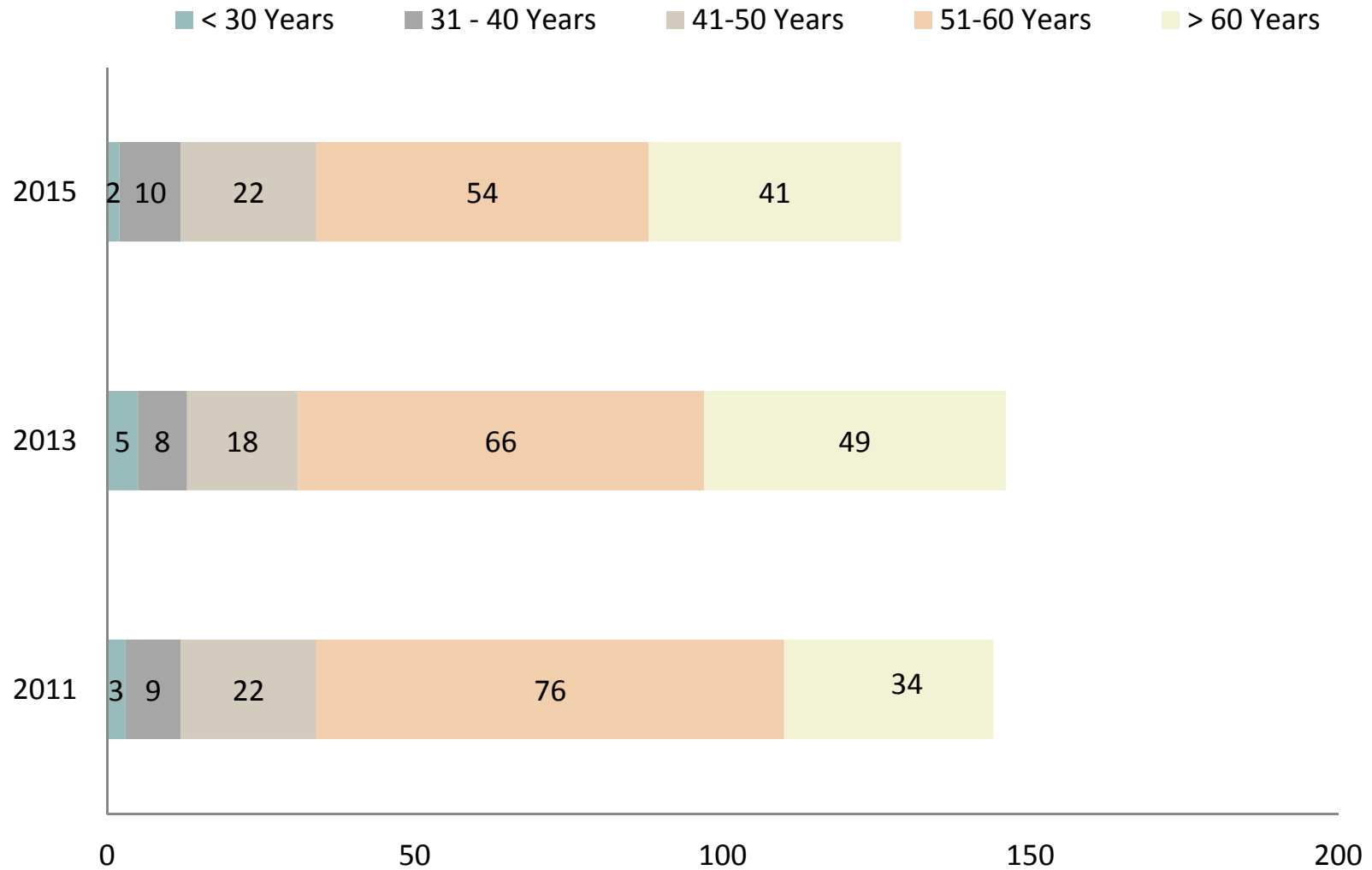
■ Doctorate (N)
 ■ Doctorate (O)
 ■ Masters (N)
 ■ Masters (O)
 ■ Bachelors (N)



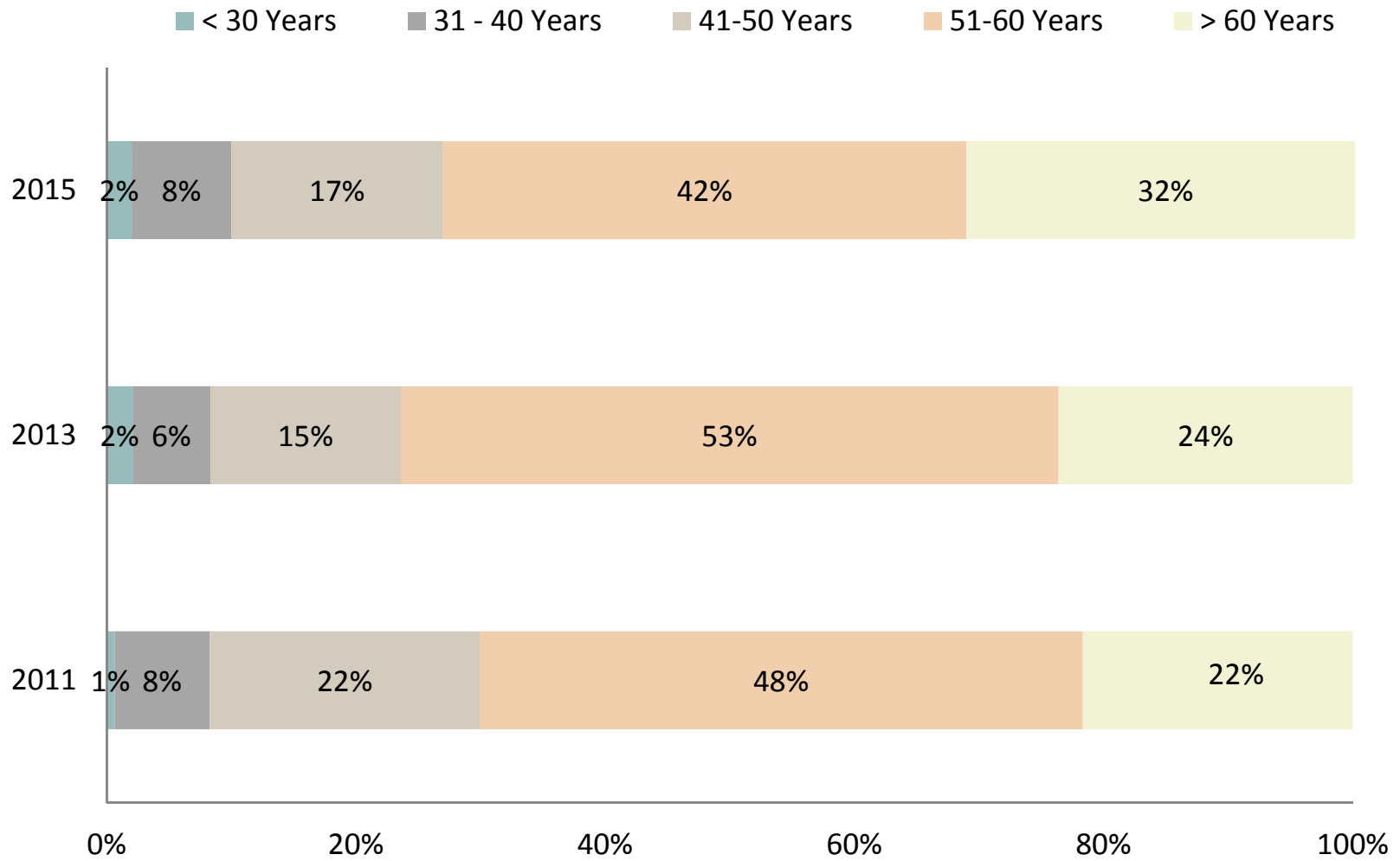
Faculty Teaching in Maine's Nursing Programs – Faculty Education



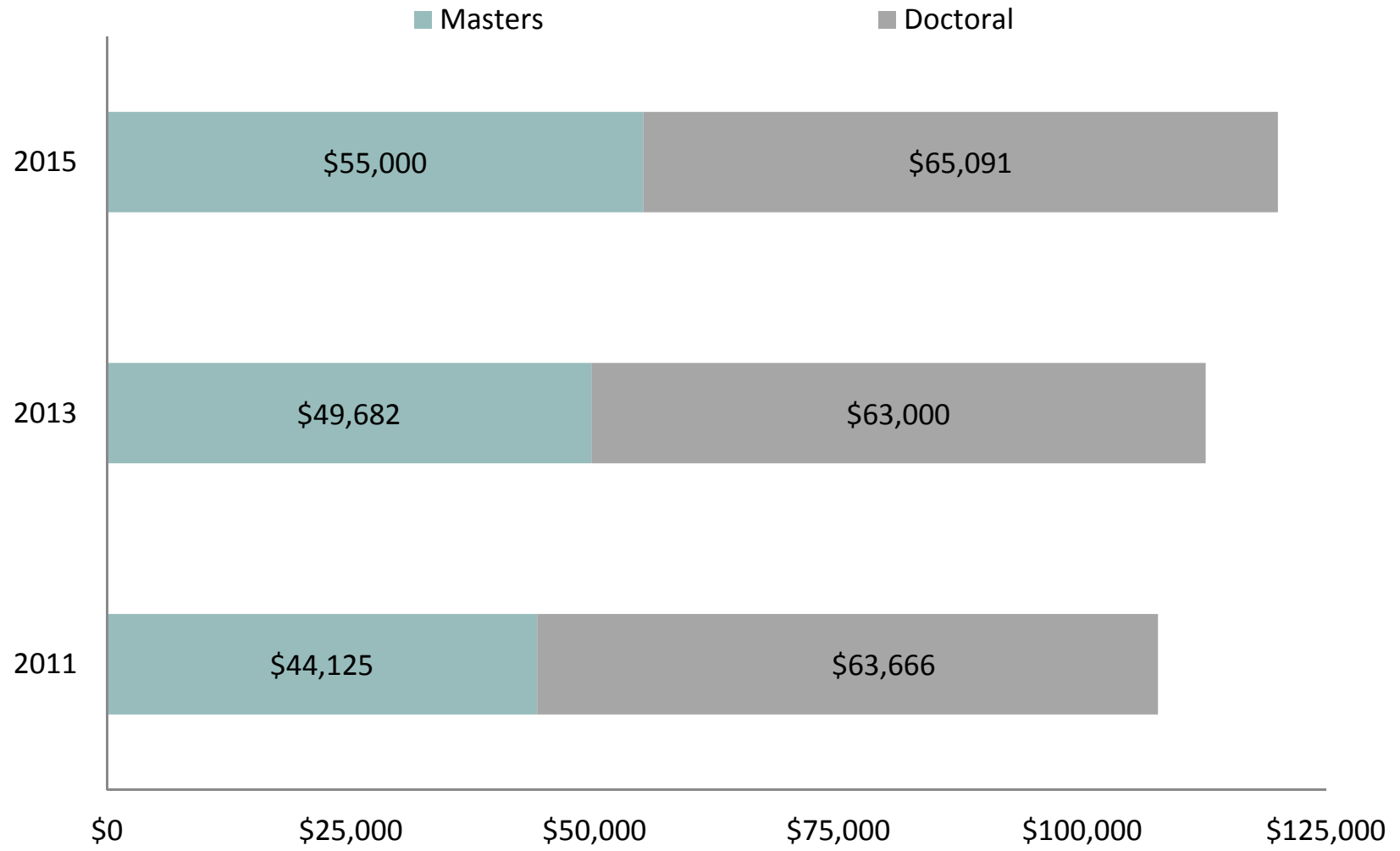
Faculty Teaching in Maine's Nursing Programs – Faculty Age



Faculty Teaching in Maine's Nursing Programs – Faculty Age



Faculty Teaching in Maine's Nursing Programs – Beginning Salary



Faculty Teaching in Maine's Nursing Programs - Vacant Full Time Positions

Program	2011	2013	2015
CMCC	2		
MCHP			
EMCC			1
HU	3	1	2
KAPLAN		3	3
KVCC			
NMCC	1		
SJC		1	3
SMCC			1
UM	2		2
UMA	1	1	
UMFK			
UNE	2		4
USM	3	4	3
Total	14	10	19

Students



Number of *Full-Time* Students Enrolled in Each Program 2015

Program	LPN	LN → AD	AD	BS	ABS	RN-BS	MSN	DE-MSN	GNC/PMC
CMCC			8						
MCHP			162						
EMCC		2	59						
HU				258			48		/6
KAPLAN				113	32	26	7		/3
KVCC			7						
NMCC									
SJC				294					
SMCC		2	143						
UM				364		1	12		
UMA			51			105			
UMFK				200	23	9			
UNE				60	40				
USM				265	20	1	36	38	
Total	0	4	430	1554	115	142	103	38	9

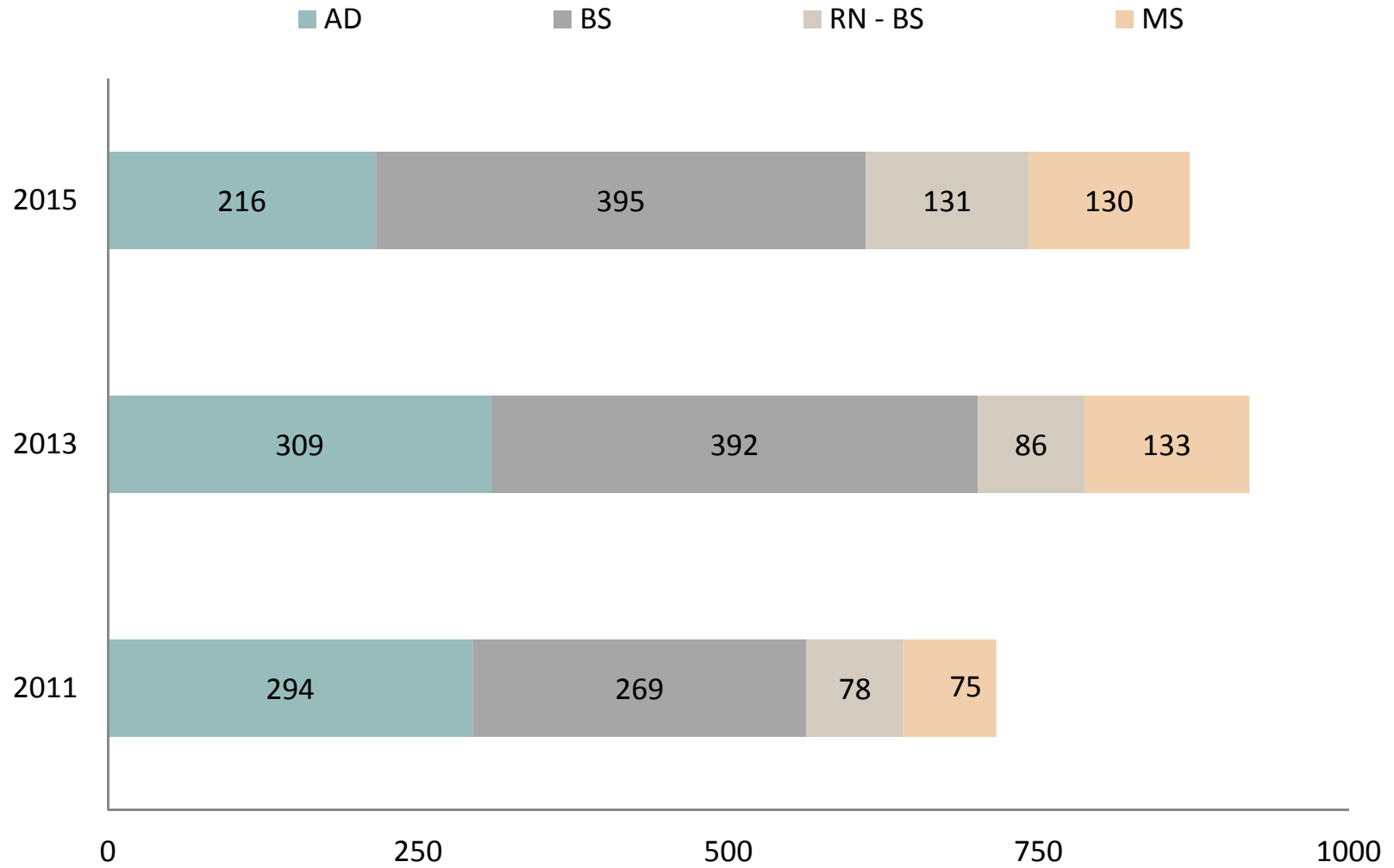
Number of *Part-Time* Students Enrolled in Each Program 2015

Program	LPN	LN → AD	AD	BS	ABS	RN-BS	MSN	DE-MSN	GNC/PMC
CMCC		2	55						
MCHP									
EMCC		1	54						
HU						18			
KAPLAN									
KVCC			74						
NMCC									
SJC						386	598		
SMCC									
UM							6	3	/1
UMA						104			
UMFK				104	15	179			
UNE									
USM				47		26	31	2	/3
Total		3	183	151	15	713	635	5	/5

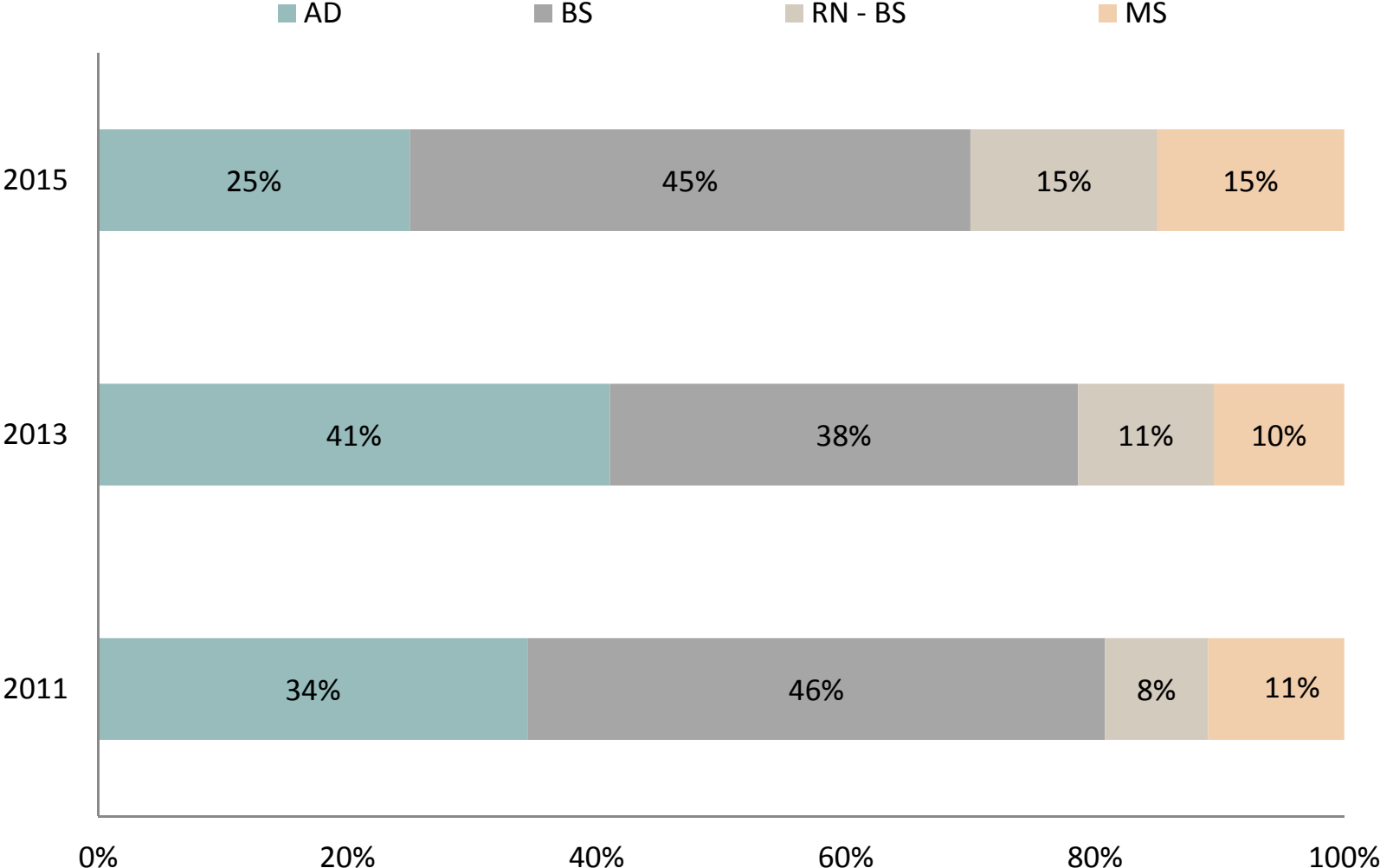
Number of Students Graduating Program 2015

Program	LPN	LN → AD	AD	BS	ABS	RN-BS	MSN	DE-MSN	GNC/PMC
CMCC			24						
MCHP			42						
EMCC			32						
HU				52			8		/4
KAPLAN									
KVCC			31						
NMCC									
SJC				71		103	85		/18
SMCC			35						
UM				72		5	7		1/
UMA			52			14			
UMFK									
UNE				53	23				
USM				97	26	9	16	14	
Total	0	0	216	345	49	131	116	14	1/22

Students in Maine Nursing Programs - Graduation Rate



Students in Maine Nursing Programs - Graduation Rate



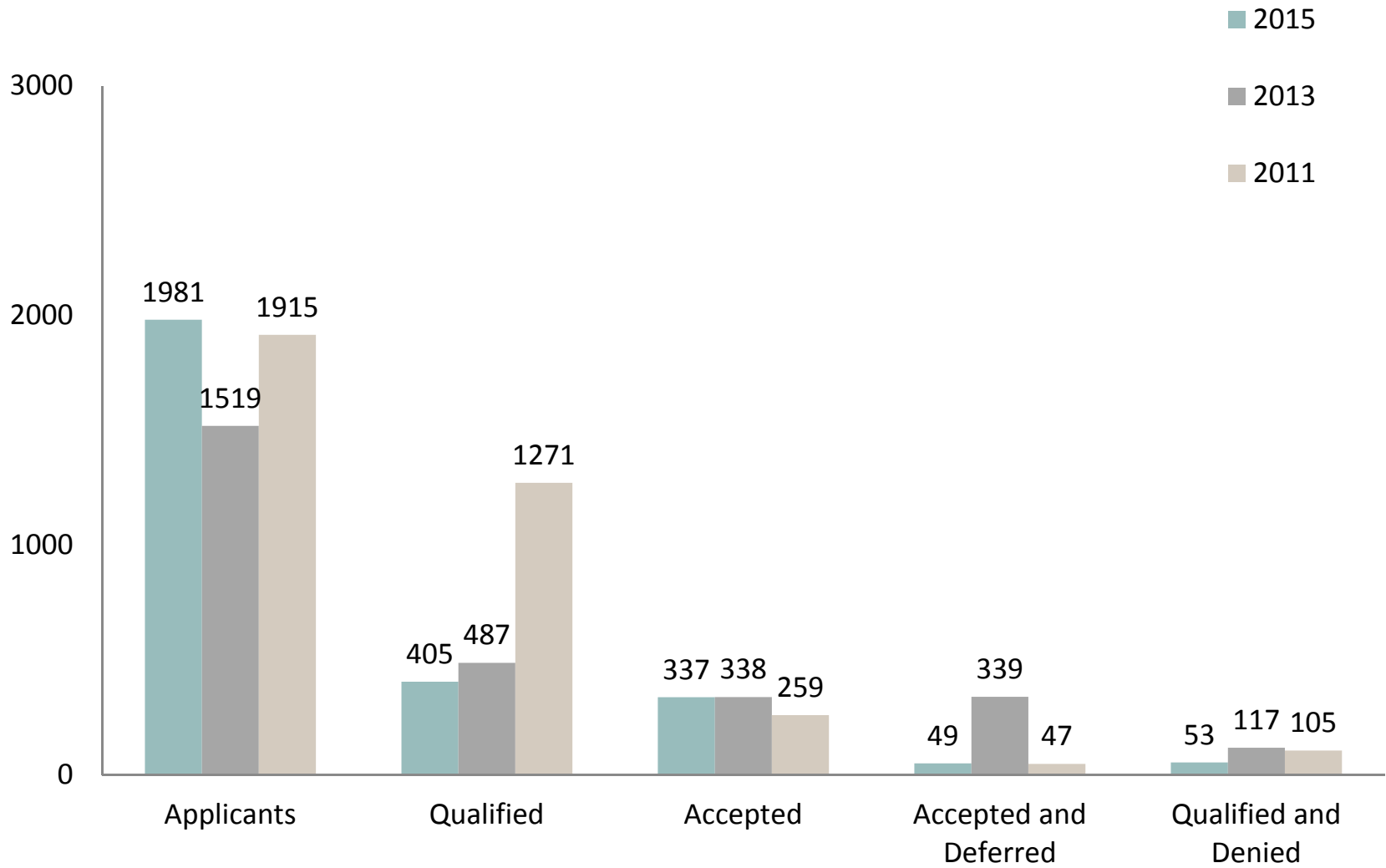
Students in Maine Nursing Programs - AD-LPN Programs: Applicants / Admissions / Wait List 2015

Program	Applicants	Qualified	Accepted for 2015	Accepted and Deferred (Wait List)	Qualified Applicants Denied
CMCC	2	2	2		
MCHP					
EMMC	1	1	1	1	
KVCC	3	2	1		
SMCC					2
UMA					
NMCC					
Total	6	5	4	1	2

AS Programs: Applicants / Admissions / Wait List 2015

Program	Applicants	Qualified	Accepted for 2015	Accepted and Deferred (Wait List)	Qualified Applicants Denied
CMCC	250	200	40	3	
MCHP	139	95	71	7	24
EMMC	200	60	31	31	29
KVCC	137	50	42	8	
NMCC					
SMCC	1250		148		
UMA	5		5		
Total	1981	405	337	49	53

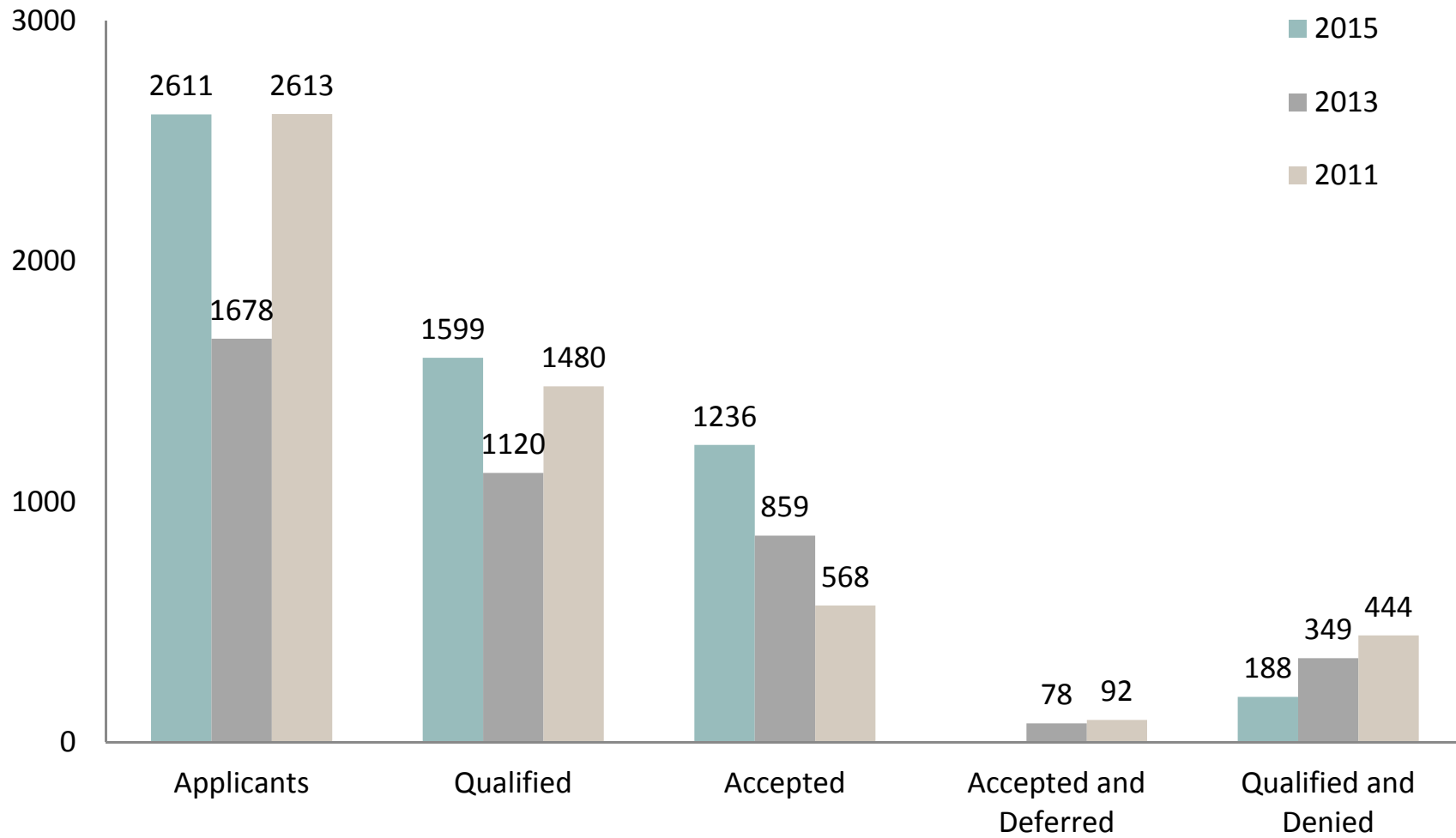
Applications & Admissions to AS Programs



BS Programs: Applicants / Admissions / Wait List 2015

Program	Applicants	Qualified	Accepted for 2015	Accepted and Deferred (Wait List)	Qualified Applicants Denied
HU BS	381	173	71		
KAPLAN BS					
SJC BS	355	233	94		
UM BS	652	571	417		154
UMFK BS					
UNE BS	508	300	300		
USM BS	253	168	214		
UNE aBS	350	54	100		
USM aBS	112	100	40		34
Total	2611	1599	1236		188

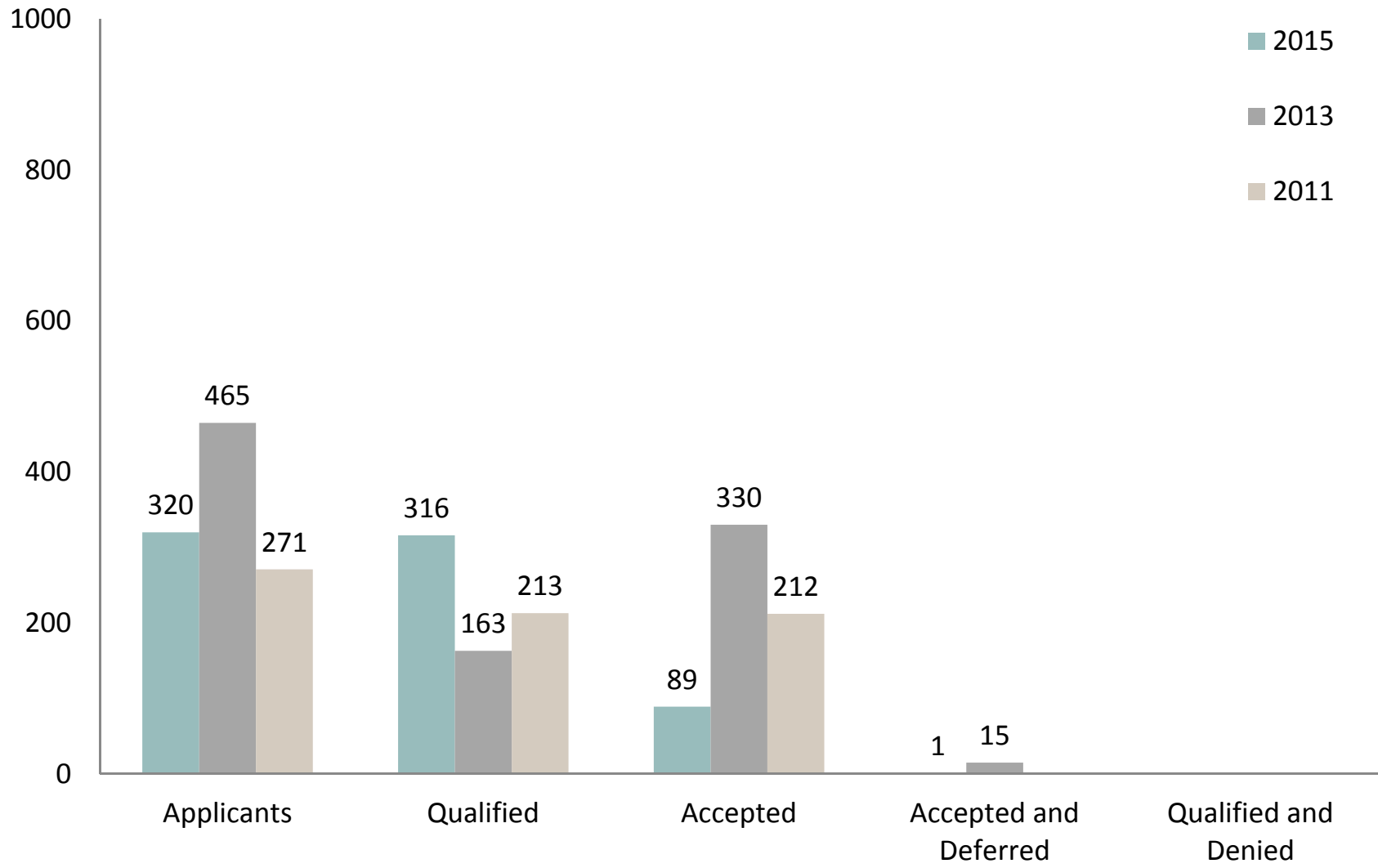
Applications & Admissions to BS Programs



RN to BS Programs: Applicants / Admissions / Wait List 2015

Program	Applicants	Qualified	Accepted for 2015	Accepted and Deferred (Wait List)	Qualified Applicants Denied
HU RN to BS	21	17	13		
UM RN to BS					
UMA RN to BS	289	289	66	1	
UMFK RN to BS					
UNE RN to BS					
USM RN to BS	10	10	10		
Total	320	316	89	1	0

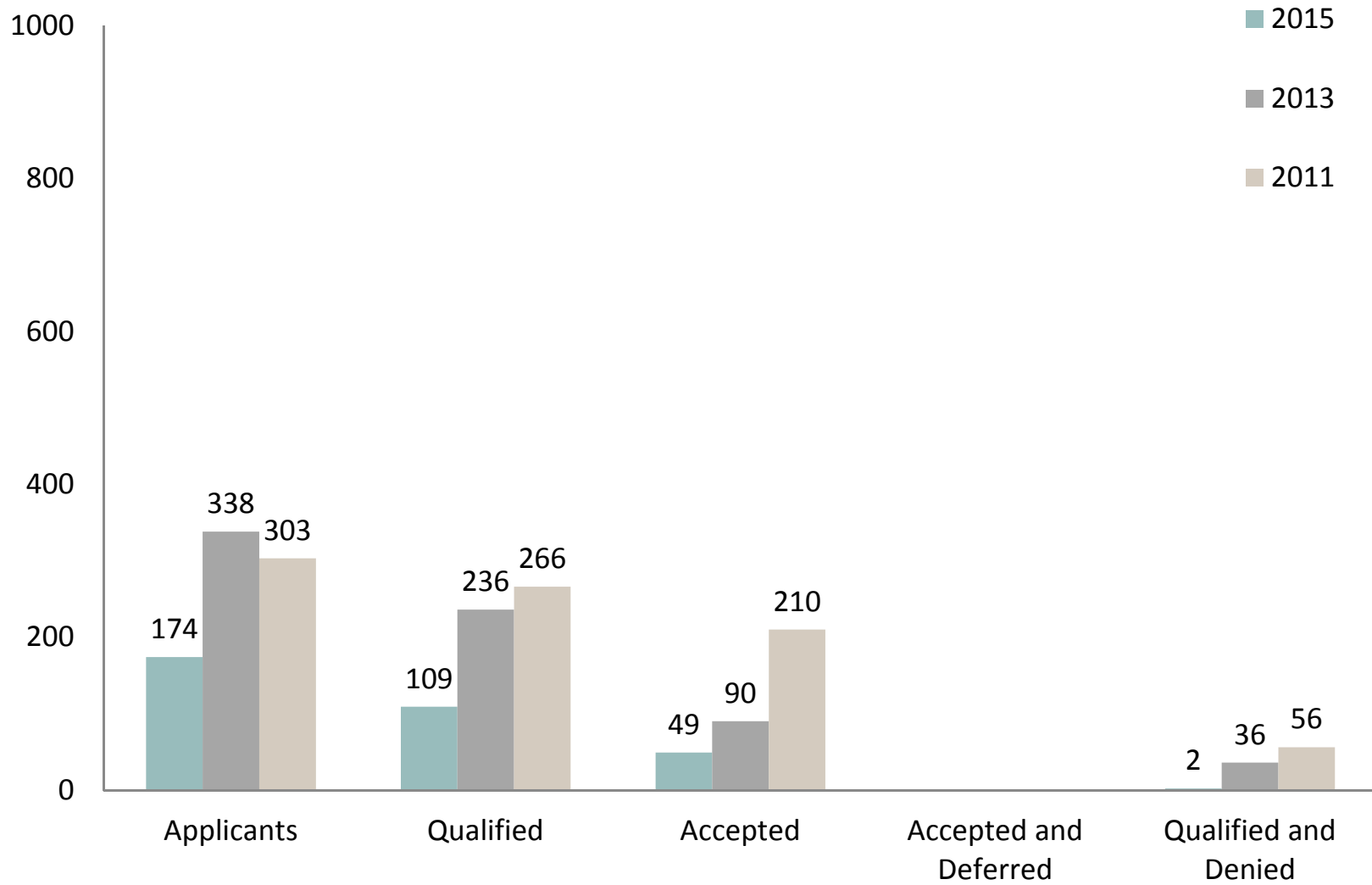
Applications & Admissions to RN to BS Programs



MS Programs: Applicants / Admissions / Wait List 2015

Program	Applicants	Qualified	Accepted for 2015	Accepted and Deferred (Wait List)	Qualified Applicants Denied
HU	31	21	19		
SJC					
UM	6	6	6		
UNE					
USM	137	82	24		2
Total	174	109	49	0	2

Applications & Admissions to MS Programs

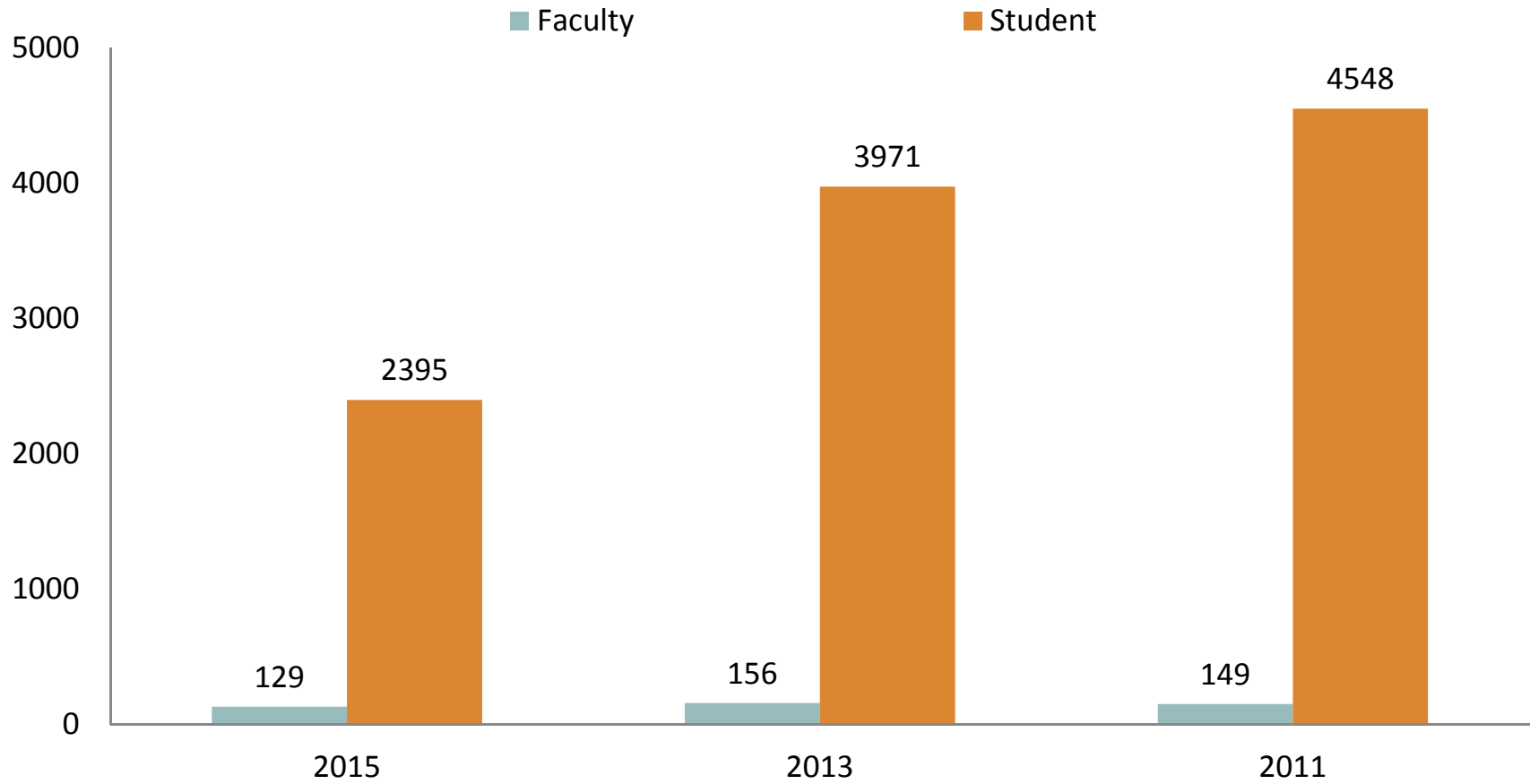


Total Maine Nursing Faculty/Student Ratio

The 2011 Student:Faculty ratio was 31:1

The 2013 Student:Faculty ratio was 25:1

The 2015 Student:Faculty ratio was 19:1



Undergraduate Curriculum Requirements: Change hours over the past two years:

Program	Clinical Hours 2013	Clinical Hours 2015	Laboratory Hours 2013	Laboratory Hours 2015	Didactic Hours 2013	Didactic Hours 2015	Simulation Hours 2013	Simulation Hours 2015
MCHP	F1(180) F2(225) S1(225) S2(270)	Yes a few less clinical site hours, replaced by simulation hours	included in clinical hours		F1(60) F2(75) S1(75) S2(75)		varies	Yes A few more simulations hours, replacing clinical site hours
HU	714		99	Yes Increased Fundamentals in the BSN program by 42 hours	318		62	Yes Integrated into Fundamentals, pre-partnership clinical, and remediation in the BSN program (total increase of 6+ hours/student). NP program integrated standardized patients into the summer intensives and interprofessional course (total +24 hours).
SMCC	6-12 hours per week	Yes	6-12 hours per week		5-6 hours per week		counted with lab hours	Yes Increased the number of Simulation hours
UM	756	Yes Pediatric and Maternal-infant clinical hours were reduced	126	Yes A new course (2nd semester, first year) was added with 2 hours lab/week * 14 weeks	574		included in lab hours	Yes A new senior-level capstone course was added which includes extensive simulation experiences.
UMA	90 & 450+ or -		12 & laboratory hours are part of the clinical hours		N/A online and hybrid program		8 & increasing each semester - average now 8 - 12 each semester (x4)	
UMFK	660		315		645		integrated throughout curriculum	
UNE		Yes Decreased maternity/peds by 1 credit						
USM	602		84		560		28	Yes Increased

Have you adjusted admissions based on employment data?

Program	Response
CMCC	Yes
MCHP	No
EMCC	No
HU	No
KAPLAN	No
KVCC	No
NMCC	
SJC	No
SMCC	No
UM	No
UMA	No
UMFK	
UNE	No
USM	No

How has your school implemented the Maine Nursing Competencies:

Program	Response
CMCC	Incorporated into behaviors in evaluation tools
MCHP	The Maine Nurse Competencies have not been implemented.
EMCC	We have them incorporated in to our SLO's
HU	Currently the Maine Nursing Competencies are the BSN and RN-to-BSN program outcomes. The competencies have been leveled starting at the sophomore year and then increasing to the senior graduation. Additionally, faculty have integrated as course outcomes in the nursing courses and linked to assessments.
KAPLAN	
KVCC	Fully implemented effective fall 2015
NMCC	
SJC	yes, it is threaded throughout the curriculum in all years and in BSN and Masters courses.
SMCC	Yes we have !
UM	Already incorporated in our BSN program outcomes and our year 1-2-3-4 level learning outcomes; clinical evaluation tools are being revised to match the program outcomes & Maine Nursing Competencies.
UMA	Yes
UMFK	
UNE	as role specific student learning outcomes-experiential
USM	We have woven them into our revised philosophy and in our program outcomes.